



Student Feedback on Curriculum Analysis Report 2022-23

Electronics & Communication Engineering

Branch	Q.No.	Strongly Agree	Agree	Neutral	Disagree	Strongly Disagree	Total
ECE	1	272	105	70	0	0	447
ECE	2	317	96	34	0	0	447
ECE	3	254	126	67	0	0	447
ECE	4	289	129	29	0	0	447
ECE	5	307	114	26	0	0	447
ECE	6	286	116	45	0	0	447
ECE	7	273	145	29	0	0	447
ECE	8	275	121	51	0	0	447
ECE	9	294	105	48	0	0	447
ECE	10	292	101	54	0	0	447
		286	116	45	0	0	
		64	26	10	0	0	
Feedback Average Out of 5 Scale						4.54	



Part – B

Questions and Options

Electronics & Communication Engineering

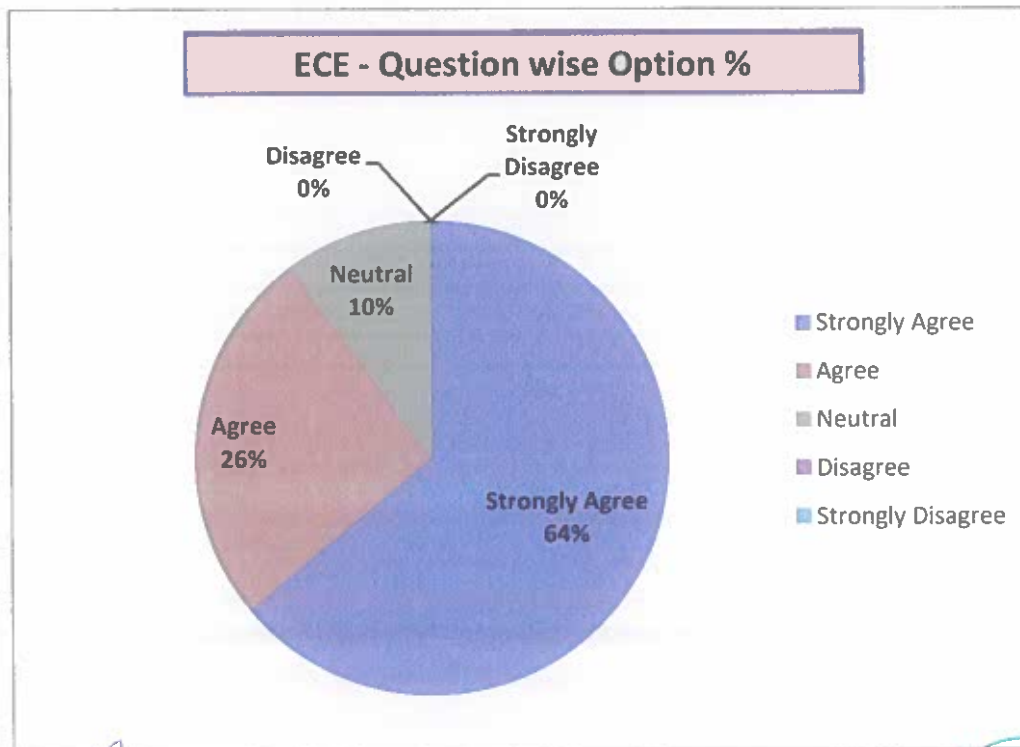
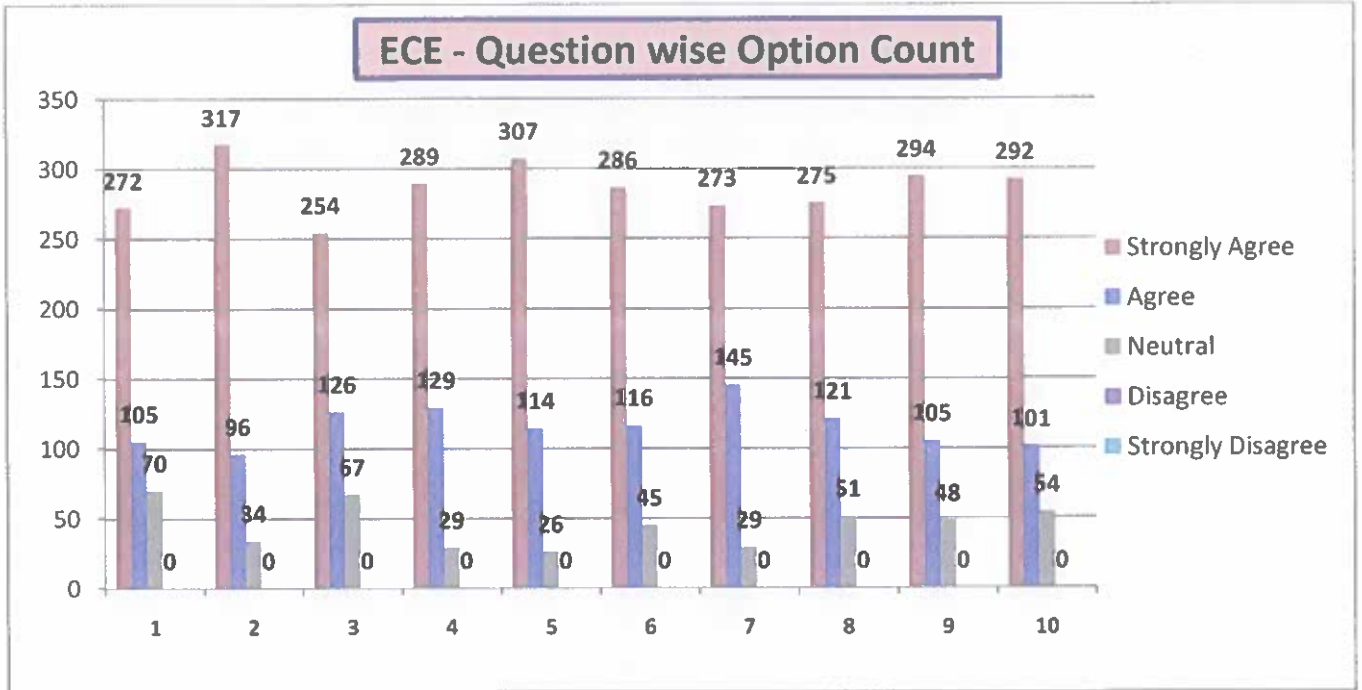
Each Question Feedback Average out of 5 Scale

Q.No. 1	The sequence of the courses in the curriculum as well as the syllabus are well-defined and balanced					4.45
Options	Strongly Agree	Agree	Neutral	Disagree	Strongly Disagree	
Q.No. 2	The outcomes are well-defined for each course					4.63
Options	Strongly Agree	Agree	Neutral	Disagree	Strongly Disagree	
Q.No. 3	Rate the usage of ICT and other tools by faculty to facilitate the teaching-learning process					4.42
Options	Strongly Agree	Agree	Neutral	Disagree	Strongly Disagree	
Q.No. 4	The curriculum accommodates courses with laboratory / hands-on experiential / project-based learning					4.58
Options	Strongly Agree	Agree	Neutral	Disagree	Strongly Disagree	
Q.No. 5	The courses enhance analytical/problem-solving/critical thinking/innovative skills					4.63
Options	Strongly Agree	Agree	Neutral	Disagree	Strongly Disagree	
Q.No. 6	Rate the assessment/evaluation scheme of the courses					4.54
Options	Strongly Agree	Agree	Neutral	Disagree	Strongly Disagree	
Q.No. 7	The curriculum supports the aptitude for higher education/research					4.55
Options	Strongly Agree	Agree	Neutral	Disagree	Strongly Disagree	
Q.No. 8	The curriculum is industry-relevant from the employability point of view					4.50
Options	Excellent	Very Good	Good	Average	Poor	
Q.No. 9	The curriculum enables the graduates to take up leadership and managerial roles					4.55
Options	Strongly Agree	Agree	Neutral	Disagree	Strongly Disagree	
Q.No. 10	Rate the curriculum with respect to the achievement of program outcomes					4.53
Options	Excellent	Very Good	Good	Average	Poor	



Part - C

Question Wise Analysis



DEAN ACADEMICS
SR UNIVERSITY

REGISTRAR
SR UNIVERSITY



Parent Feedback on Curriculum Analysis Report 2022-23

Part – A

Q.No.	Excellent	Very Good	Good	Average	Below Average	Total
1	69	31	20	0	0	120
2	62	46	12	0	0	120
3	65	45	10	0	0	120
4	76	31	13	0	0	120
5	65	50	5	0	0	120
6	71	38	11	0	0	120
7	55	41	24	0	0	120
8	63	46	11	0	0	120
9	70	35	15	0	0	120
Average	66	40	13	0	0	120
Feedback Average Out of 5 Scale					4.44	



Part – B

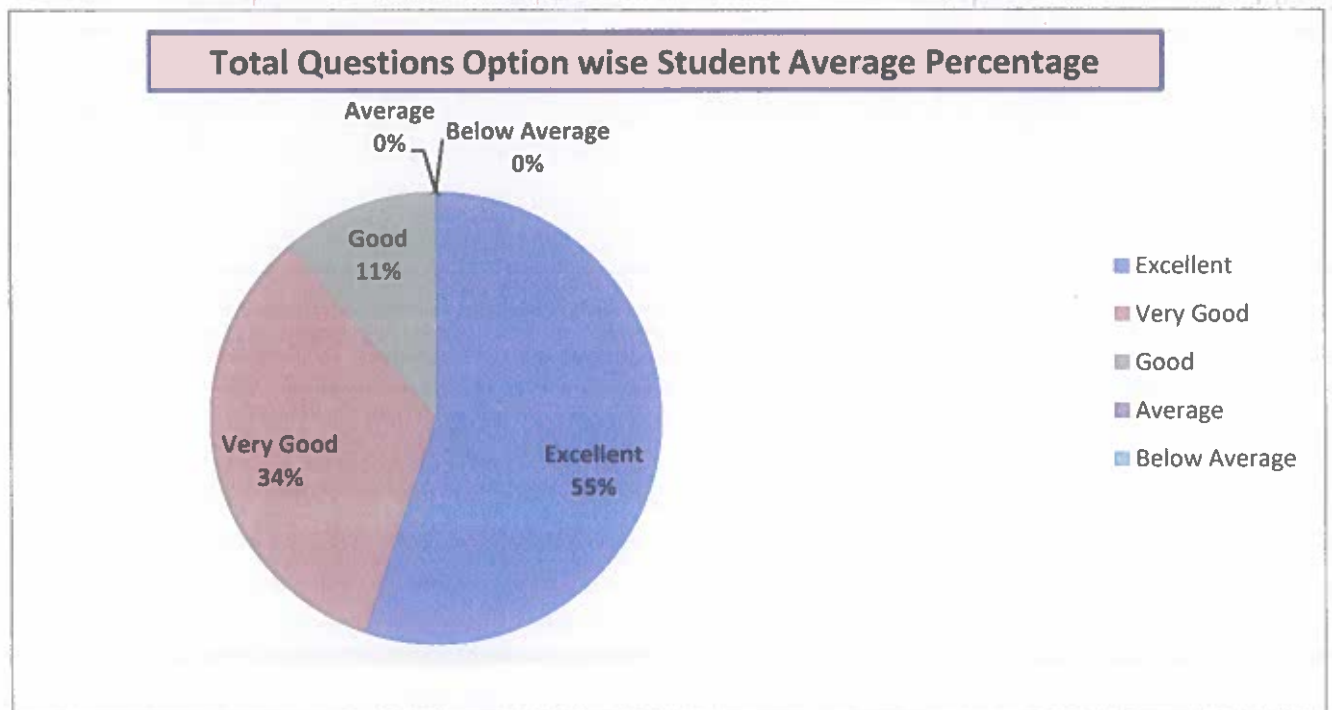
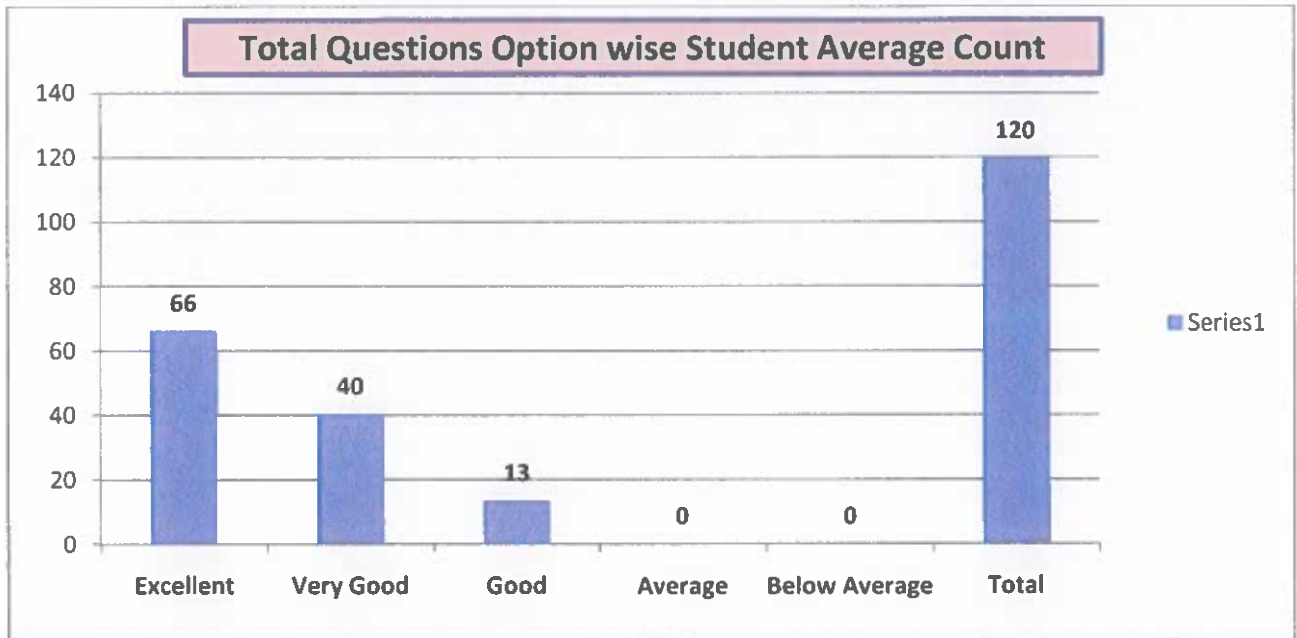
Questions and Options

Each Question Feedback Average out of 5 Scale

Q.No. 1	Curricular and co-curricular activities in the university					4.41
Options	Excellent	Very Good	Good	Average	Below Average	
Q.No. 2	Teaching standards and teachers' approach towards students in the university					4.42
Options	Excellent	Very Good	Good	Average	Below Average	
Q.No. 3	Technical knowledge and communication skills acquired by your ward					4.46
Options	Excellent	Very Good	Good	Average	Below Average	
Q.No. 4	The academic progress of your ward					4.53
Options	Excellent	Very Good	Good	Average	Below Average	
Q.No. 5	Student counseling and guidance support in the university					4.50
Options	Excellent	Very Good	Good	Average	Below Average	
Q.No. 6	Higher education and placement support in the university					4.50
Options	Excellent	Very Good	Good	Average	Below Average	
Q.No. 7	Student amenities and other infrastructure in the university					4.26
Options	Excellent	Very Good	Good	Average	Below Average	
Q.No. 8	Campus cleanliness and discipline in the university					4.43
Options	Excellent	Very Good	Good	Average	Below Average	
Q.No. 9	Conduction of parents-teacher meeting					4.46
Options	Excellent	Very Good	Good	Average	Below Average	



Parent Feedback on Curriculum Analysis Summary




DEAN ACADEMICS
SR UNIVERSITY
Ananthasagar (V), Hasanparthy (M)
Dt: Warangal - 506371, T.S.


REGISTRAR
SR UNIVERSITY
(V) Ananthasagar (M) Hasanparthy
Dt: Warangal - 506371, T.S.



Faculty Feedback on Curriculum Analysis Report 2022-23

Part – A

Electronics & Communication Engineering

Branch	Q.No.	Strongly Agree	Agree	Neutral	Disagree	Strongly Disagree	Total
ECE	1	14	5	1	1	0	21
ECE	2	14	7	0	0	0	21
ECE	3	10	9	2	0	0	21
ECE	4	12	7	2	0	0	21
ECE	5	11	9	1	0	0	21
ECE	6	10	8	3	0	0	21
ECE	7	9	10	2	0	0	21
ECE	8	10	9	2	0	0	21
	Average	11	8	2	0	0	
	Average %	54	38	8	1	0	
Feedback Average Out of 5 Scale						4.45	



Part – B

Questions and Options

Electronics & Communication Engineering


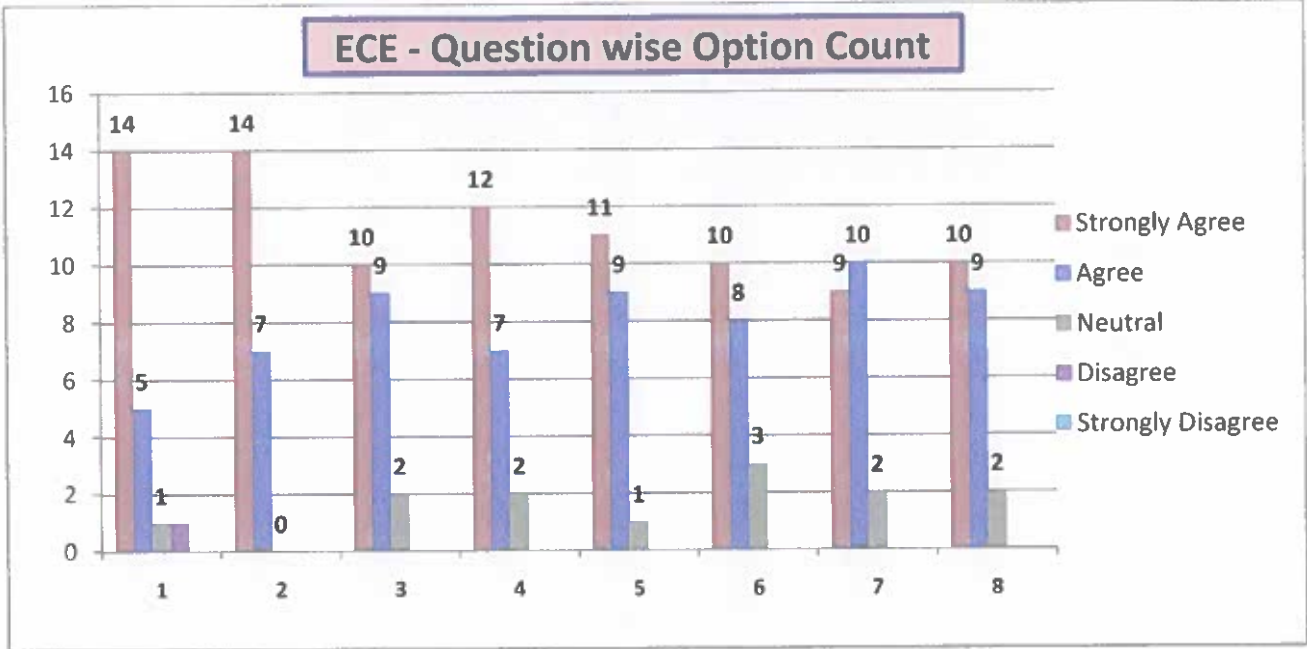
Each Question Feedback Average out of 5 Scale


Q.No. 1	The sequence of the courses in the curriculum as well as the syllabus are well-defined and balanced					4.52
Options	Strongly Agree	Agree	Neutral	Disagree	Strongly Disagree	
Q.No. 2	The outcomes are well-defined for each course					4.67
Options	Strongly Agree	Agree	Neutral	Disagree	Strongly Disagree	
Q.No. 3	The curriculum accommodates courses with hands-on experiential/project-based learning					4.38
Options	Strongly Agree	Agree	Neutral	Disagree	Strongly Disagree	
Q.No. 4	The courses enhance analytical/problem-solving/critical thinking/innovative skills					4.48
Options	Strongly Agree	Agree	Neutral	Disagree	Strongly Disagree	
Q.No. 5	The curriculum supports the aptitude for higher education/research					4.48
Options	Strongly Agree	Agree	Neutral	Disagree	Strongly Disagree	
Q.No. 6	The curriculum is industry-relevant from the employability point of view					4.33
Options	Strongly Agree	Agree	Neutral	Disagree	Strongly Disagree	
Q.No. 7	The curriculum enables the graduates to take up leadership and managerial roles					4.33
Options	Strongly Agree	Agree	Neutral	Disagree	Strongly Disagree	
Q.No. 8	Rate the curriculum with respect to the achievement of program outcomes					4.38
Options	Excellent	Very Good	Good	Average	Poor	



Part - C

Question Wise Analysis




DEAN ACADEMICS
SR UNIVERSITY
Ananthasagar (V), Hasanparthy (M)
Dt: Warangal - 506371, T.S.


REGISTRAR
SR UNIVERSITY
(V) Ananthasagar, (M) Hasanparthy
Dt: warangal - 506371, T.S.



Employers Feedback on Curriculum Analysis Report 2022-23

Part – A

Q.No.	Strongly Agree	Agree	Neutral	Disagree	Strongly Disagree	Total
1	12	6	3	0	0	21
2	8	8	4	1	0	21
3	9	11	1	0	0	21
4	14	6	1	0	0	21
5	15	3	2	1	0	21
6	11	7	3	0	0	21
Average	12	7	2	0	0	
Feedback Average Out of 5 Scale					4.40	



Part – B

Questions and Options

Each Question Feedback Average out of 5 Scale

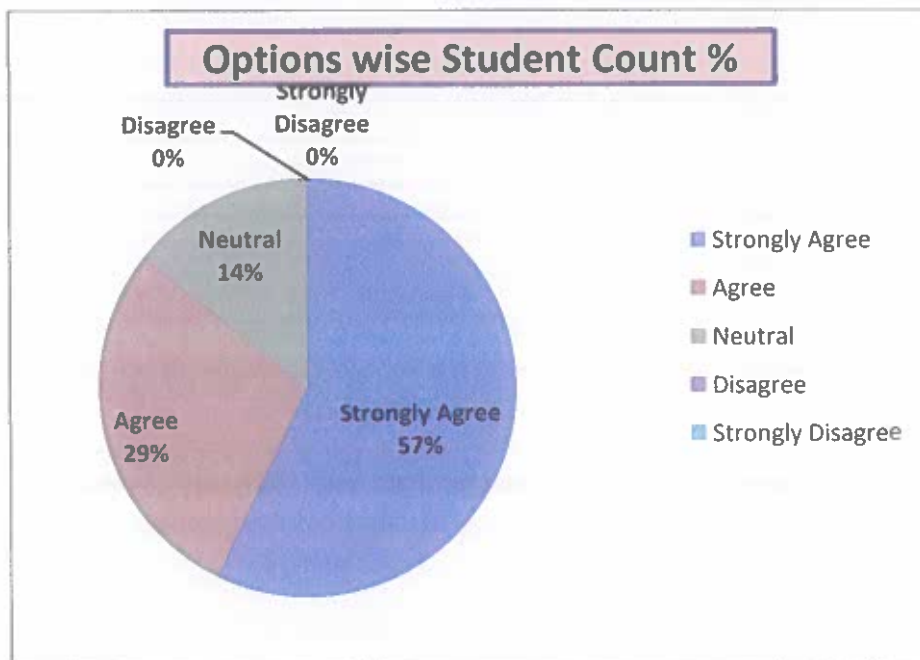
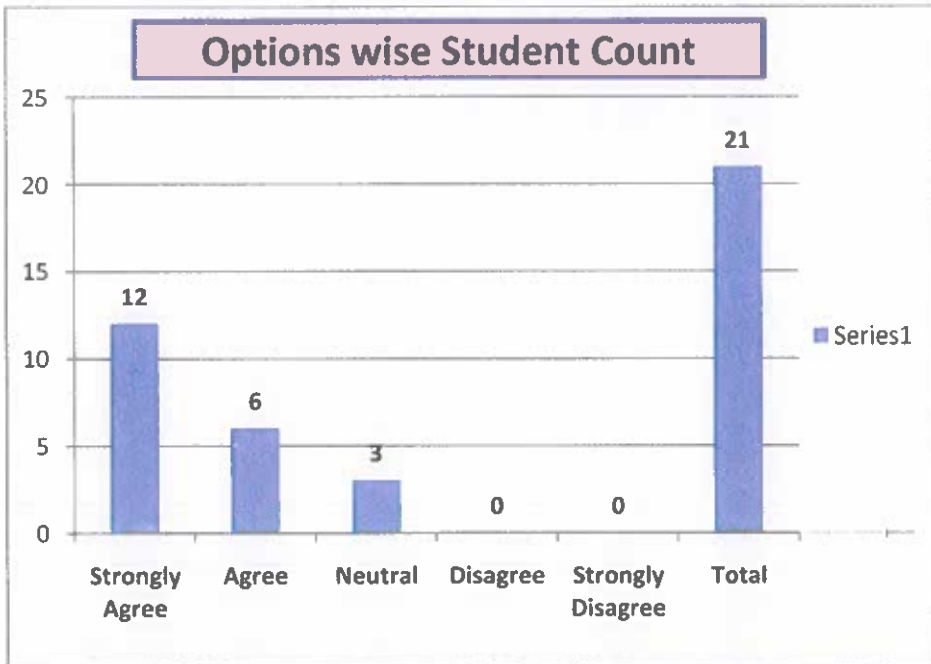
Q.No. 1	The sequence of the courses in the curriculum as well as the syllabus are well-defined and balanced					4.43
Options	Strongly Agree	Agree	Neutral	Disagree	Strongly Disagree	
Q.No. 2	Adequate flexibility is available in the choice of courses to the student					4.10
Options	Strongly Agree	Agree	Neutral	Disagree	Strongly Disagree	
Q.No. 3	The courses enhance analytical/problem-solving/critical thinking/innovative skills					4.38
Options	Strongly Agree	Agree	Neutral	Disagree	Strongly Disagree	
Q.No. 4	The curriculum helps in bridging the gap between industry and academia					4.62
Options	Strongly Agree	Agree	Neutral	Disagree	Strongly Disagree	
Q.No. 5	The curriculum enables the graduates to take up leadership and managerial roles					4.52
Options	Strongly Agree	Agree	Neutral	Disagree	Strongly Disagree	
Q.No. 6	The graduates possess adequate practical exposure for undertaking real-time projects					4.38
Options	Strongly Agree	Agree	Neutral	Disagree	Strongly Disagree	



Part – C

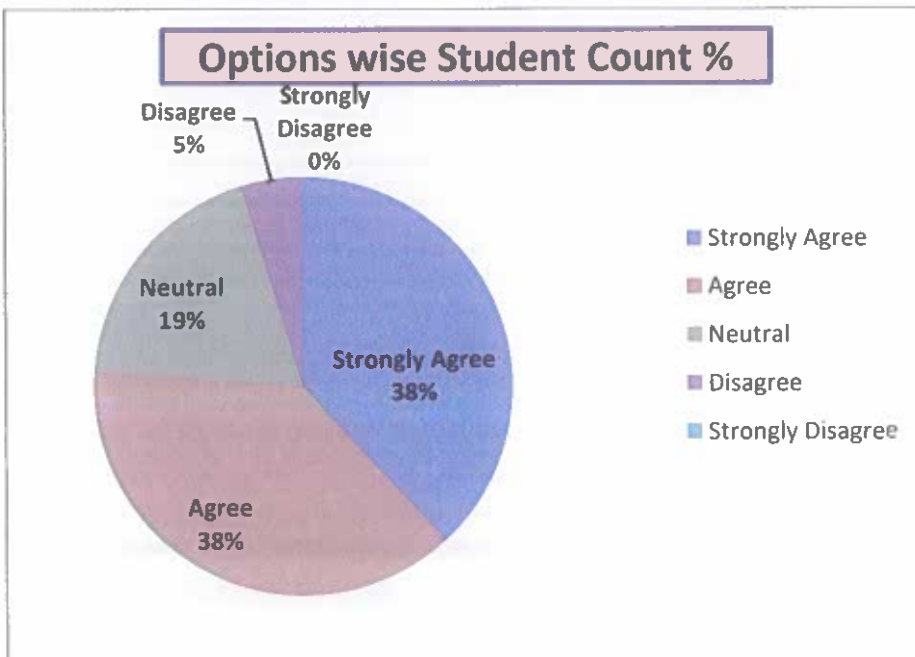
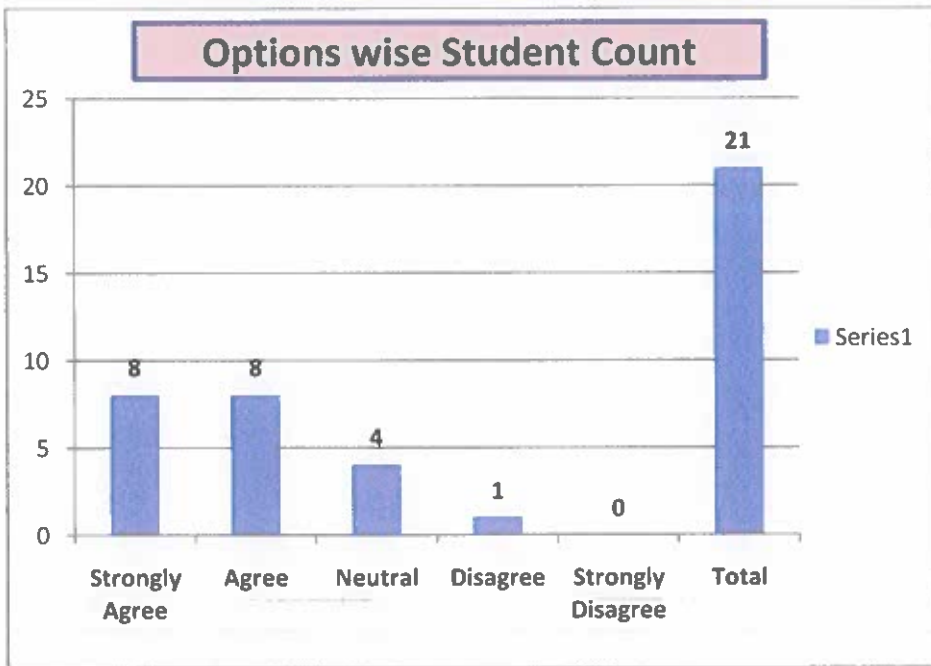
Question Wise Analysis

Q.No. 1	The sequence of the courses in the curriculum as well as the syllabus are well-defined and balanced					Total
Options	Strongly Agree	Agree	Neutral	Disagree	Strongly Disagree	
Feedback	12	6	3	0	0	21



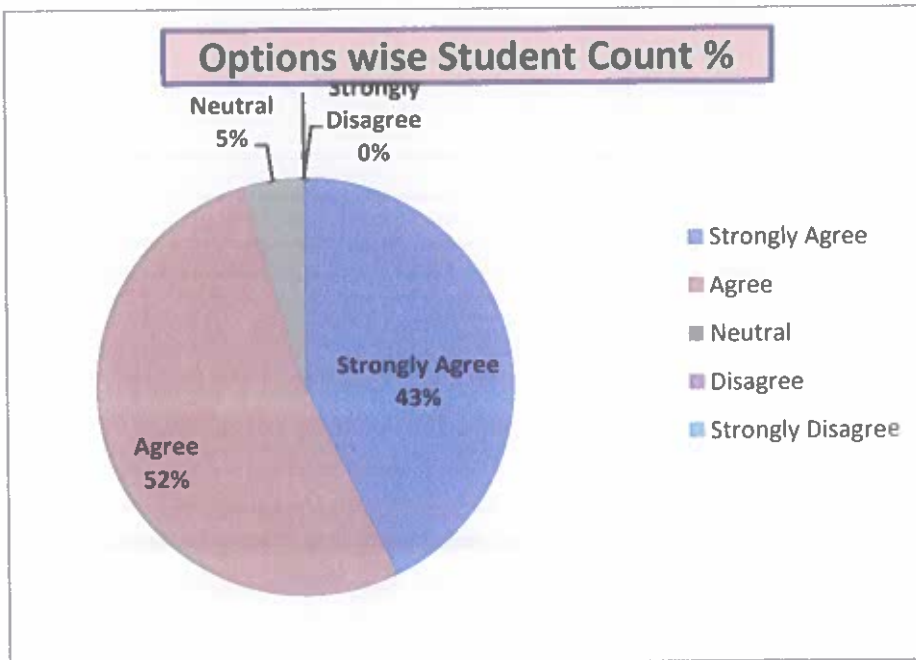
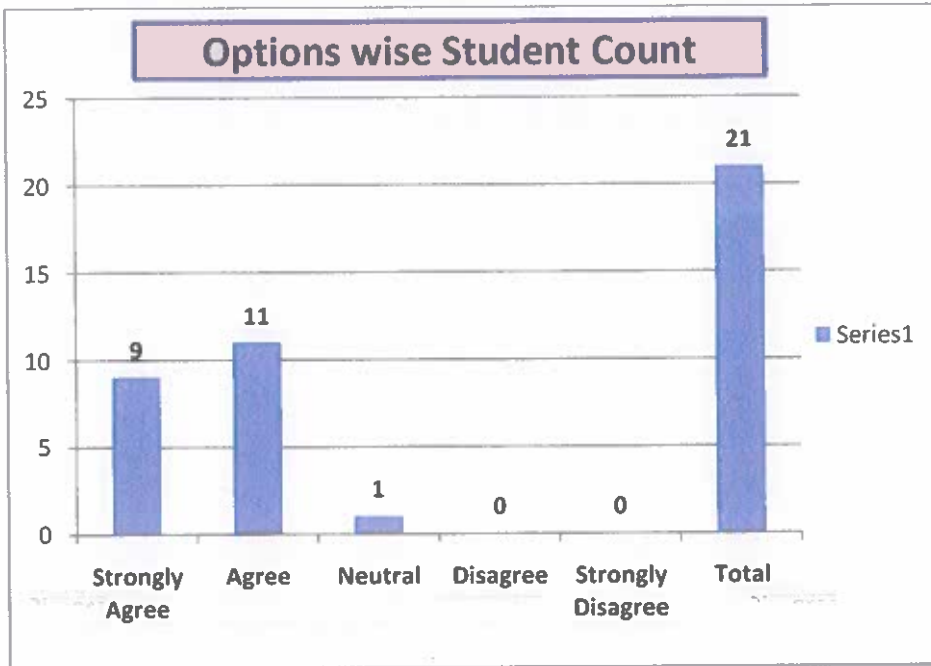


Q.No. 2	Adequate flexibility is available in the choice of courses to the student					Total
Options	Strongly Agree	Agree	Neutral	Disagree	Strongly Disagree	
Feedback	8	8	4	1	0	21



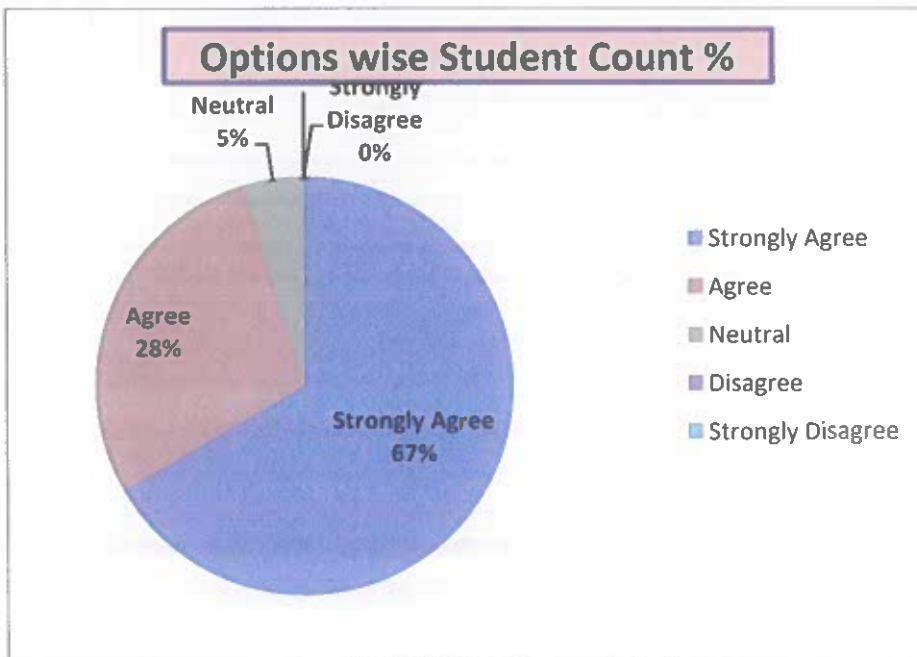
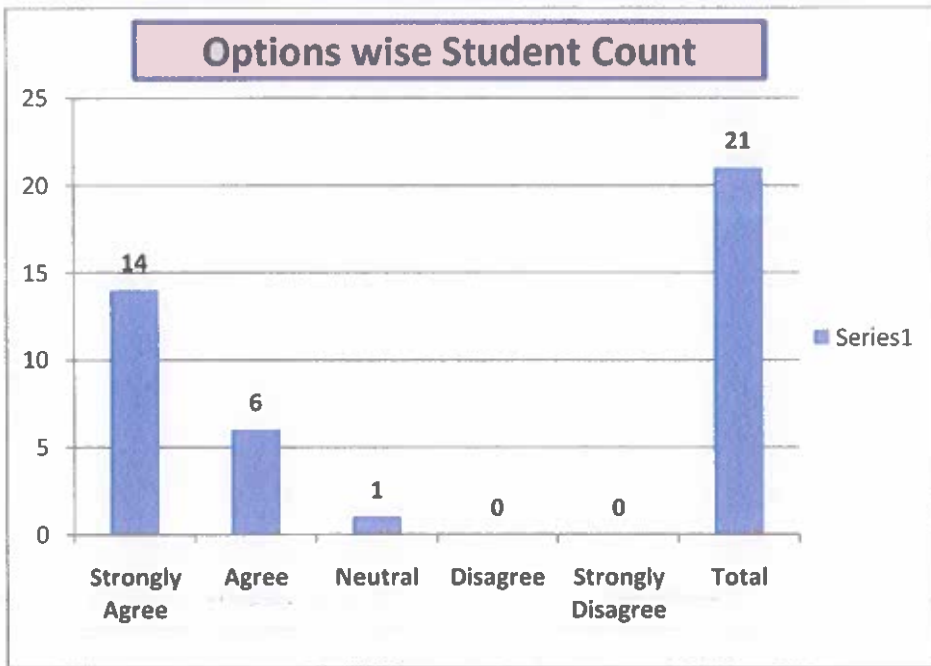


Q.No. 3	The courses enhance analytical/problem-solving/critical thinking/innovative skills					Total
Options	Strongly Agree	Agree	Neutral	Disagree	Strongly Disagree	
Feedback	9	11	1	0	0	21



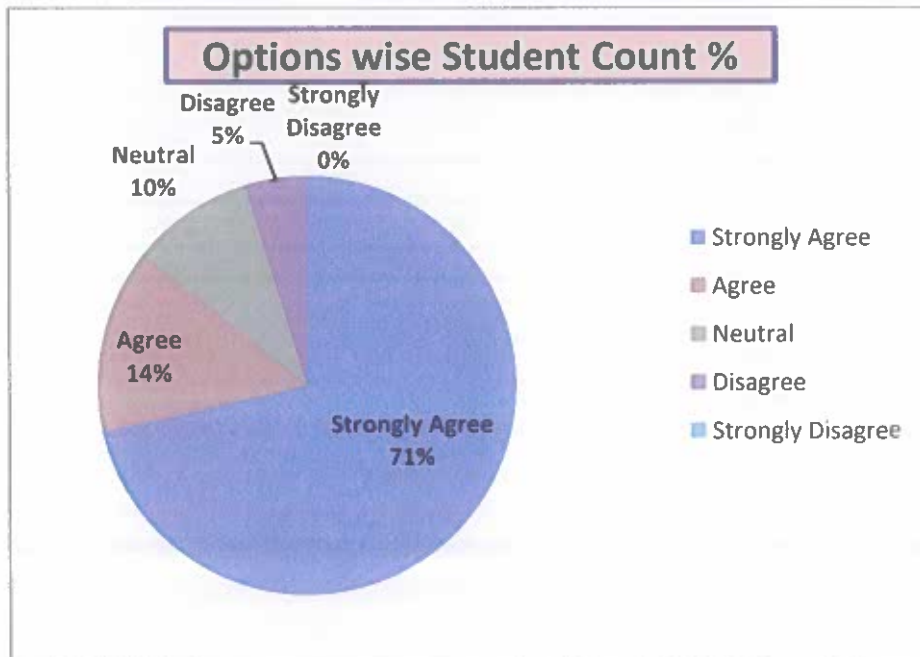
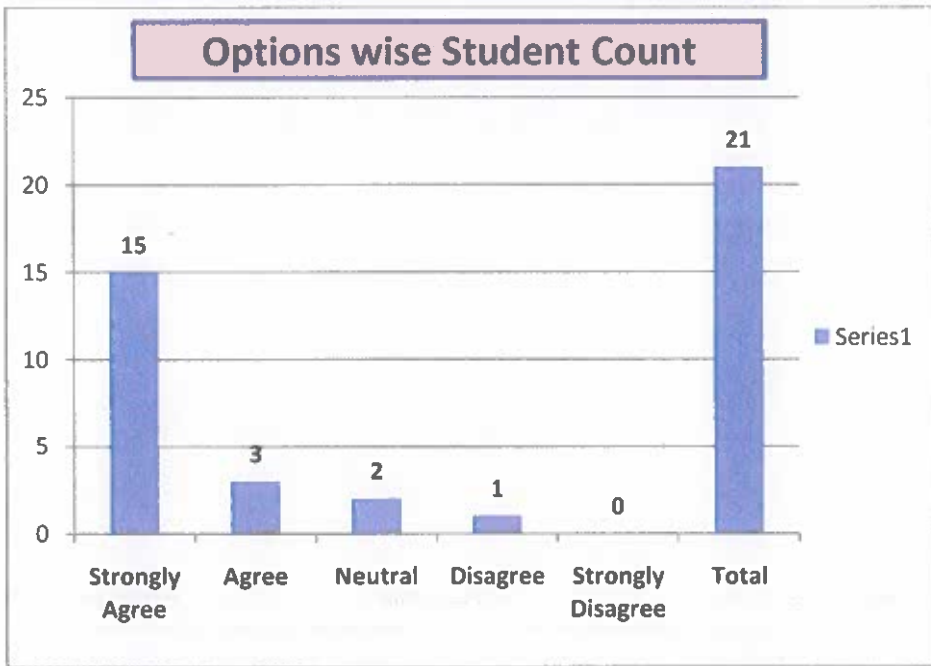


Q.No. 4	The curriculum helps in bridging the gap between industry and academia					Total
Options	Strongly Agree	Agree	Neutral	Disagree	Strongly Disagree	
Feedback	14	6	1	0	0	21



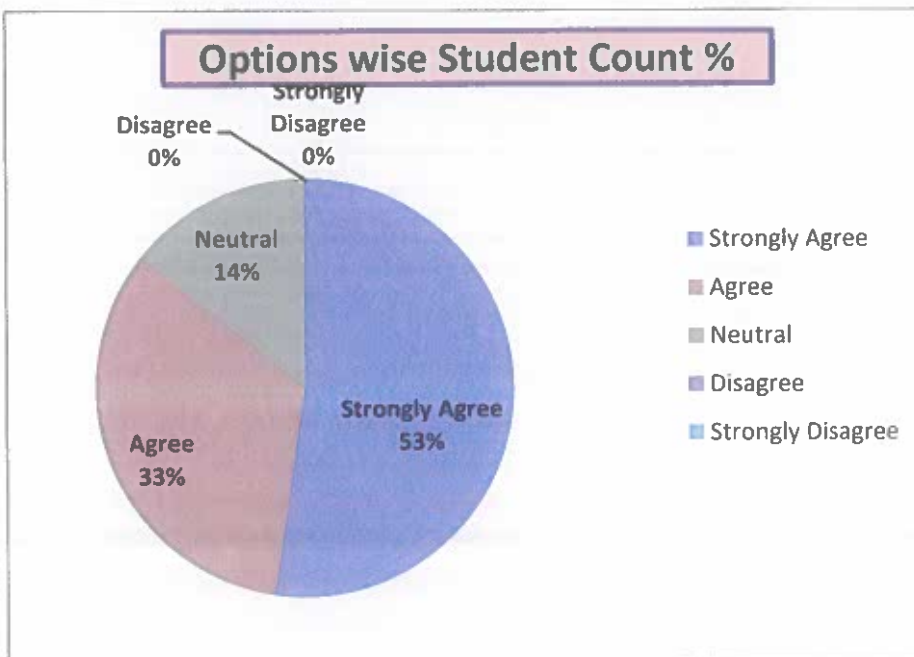
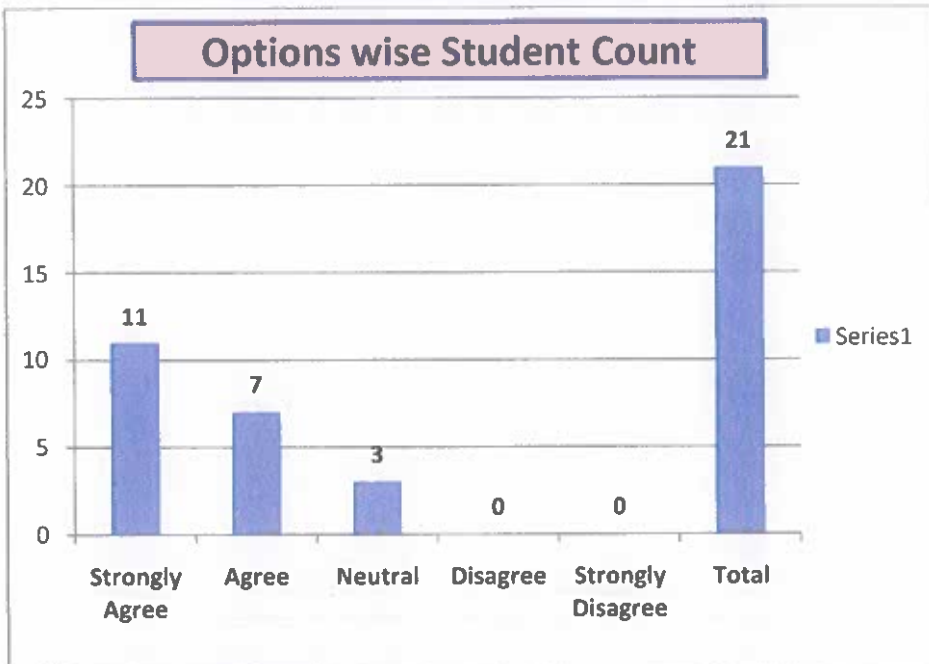


Q.No. 5	The curriculum enables the graduates to take up leadership and managerial roles					Total
Options	Strongly Agree	Agree	Neutral	Disagree	Strongly Disagree	
Feedback	15	3	2	1	0	21





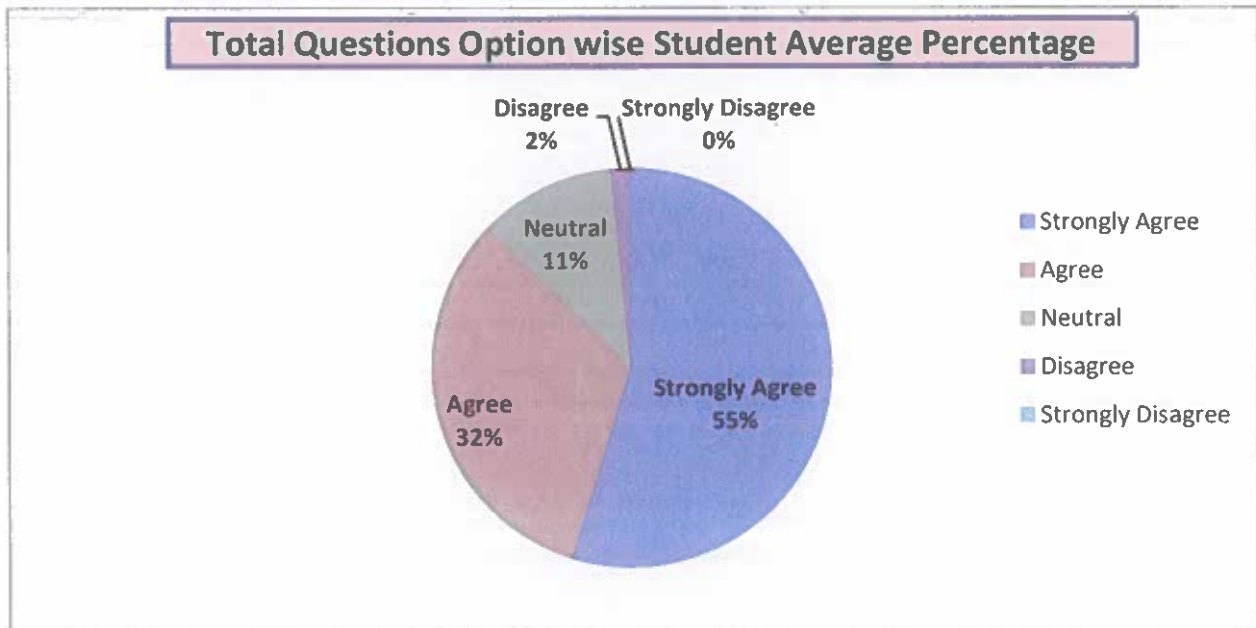
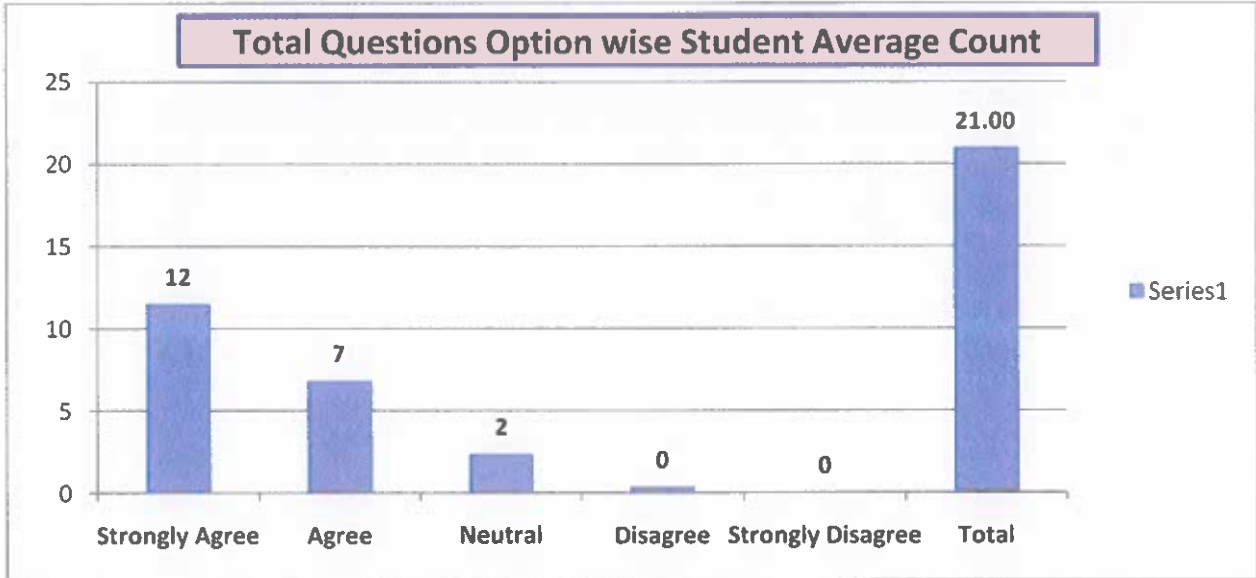
Q.No. 6	The graduates possess adequate practical exposure for undertaking real-time projects					Total
Options	Strongly Agree	Agree	Neutral	Disagree	Strongly Disagree	
Feedback	11	7	3	0	0	21





Part – D

Employers Feedback on Curriculum Analysis Summary



DEAN ACADEMICS
SR UNIVERSITY
Ananthasagar (V), Hasanparthy (M)
Dt: Warangal - 506371, T.S.


REGISTRAR
SR UNIVERSITY
(V) Ananthasagar, (M) Hasanparthy
Dt: Warangal - 506371, T.S.



Academic Peer Feedback on Curriculum Analysis Report 2022-23

Electronics & Communication Engineering

Branch	Q.No.	Strongly Agree	Agree	Neutral	Disagree	Strongly Disagree	Total
ECE	1	58	41	21	0	0	120
ECE	2	61	34	25	0	0	120
ECE	3	59	45	16	0	0	120
ECE	4	72	29	19	0	0	120
ECE	5	54	39	27	0	0	120
ECE	6	65	33	22	0	0	120
ECE	7	63	43	14	0	0	120
ECE	8	83	22	15	0	0	120
	Average	64	36	20	0	0	
	Average %	54	30	17	0	0	
Feedback Average Out of 5 Scale						4.37	



Part – B

Questions and Options

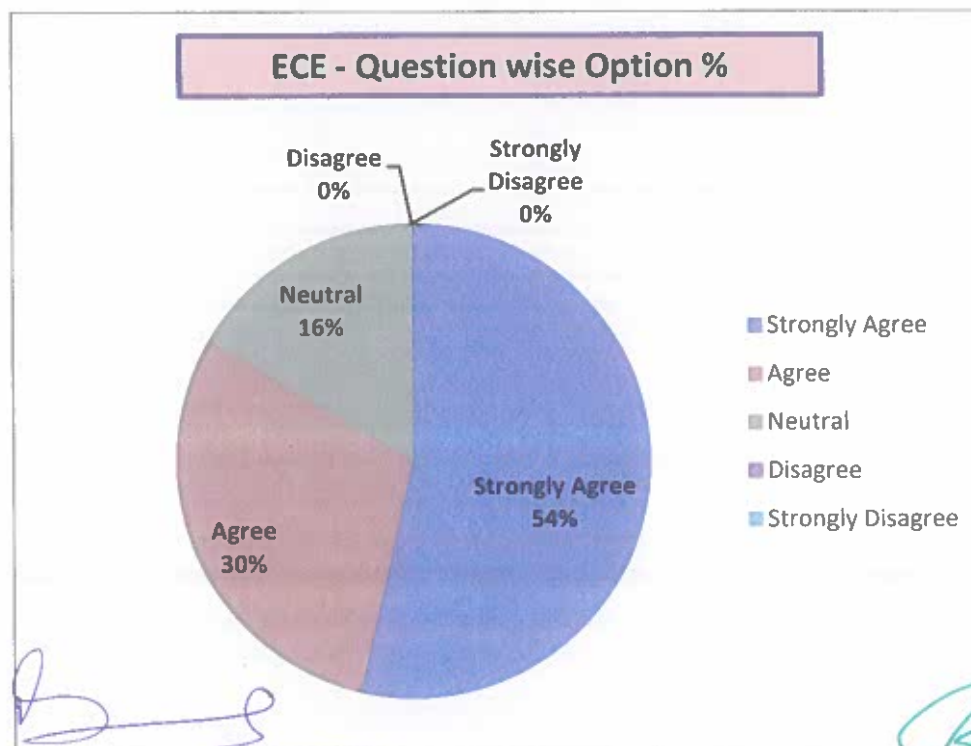
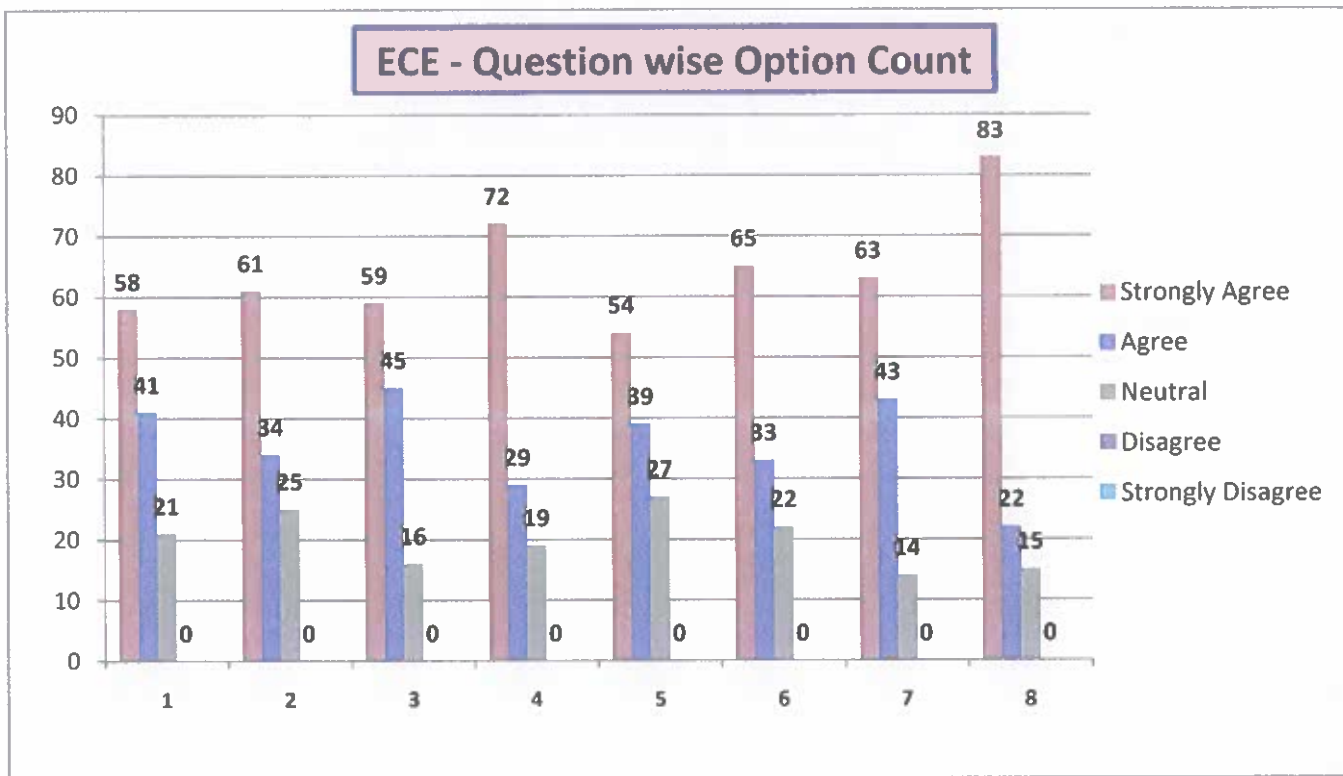
Electronics & Communication Engineering

Each Question Feedback Average out of 5 Scale

Q.No. 1	The sequence of the courses in the curriculum as well as the syllabus are well-defined and balanced					4.31
Options	Strongly Agree	Agree	Neutral	Disagree	Strongly Disagree	
Q.No. 2	The outcomes are well-defined for each course					4.30
Options	Strongly Agree	Agree	Neutral	Disagree	Strongly Disagree	
Q.No. 3	The curriculum accommodates courses with laboratory / hands-on experiential / project-based learning					4.36
Options	Strongly Agree	Agree	Neutral	Disagree	Strongly Disagree	
Q.No. 4	The courses enhance analytical/problem-solving/critical thinking/innovative skill					4.44
Options	Strongly Agree	Agree	Neutral	Disagree	Strongly Disagree	
Q.No. 5	The curriculum supports the aptitude for higher education/research					4.23
Options	Strongly Agree	Agree	Neutral	Disagree	Strongly Disagree	
Q.No. 6	The curriculum is industry-relevant from the employability point of view					4.36
Options	Strongly Agree	Agree	Neutral	Disagree	Strongly Disagree	
Q.No. 7	The curriculum enables the graduates to take up leadership and managerial roles					4.41
Options	Strongly Agree	Agree	Neutral	Disagree	Strongly Disagree	
Q.No. 8	Rate the OBE practices followed with a focus on achieving program outcomes					4.57
Options	Excellent	Very Good	Good	Average	Poor	



Question Wise Analysis



DEAN ACADEMICS
SR UNIVERSITY
Ananthasagar (V), Hasanparthy (M)
Dr. Warangal - 506371, T.S.

REGISTRAR
SR UNIVERSITY
(V) Ananthasagar, (M) Hasanparthy
Dt: Warangal - 506371, T.S.



Alumni Feedback on Curriculum Analysis Report 2022-23

Part – A

Q.No.	Programme	Strongly Agree	Agree	Neutral	Disagree	Strongly Disagree	Total
1	M.Tech.	10	7	3	0	0	20
	MBA	21	12	7	0	0	40
	BBA	16	13	6	0	0	35
	%	49	34	17	0	0	
2	M.Tech.	14	4	2	0	0	20
	MBA	23	11	6	0	0	40
	BBA	20	11	4	0	0	35
	%	60	27	13	0	0	
3	M.Tech.	13	5	2	0	0	20
	MBA	24	12	4	0	0	40
	BBA	19	10	6	0	0	35
	%	59	28	13	0	0	
4	M.Tech.	12	6	2	0	0	20
	MBA	19	13	8	0	0	40
	BBA	17	15	3	0	0	35
	%	51	36	14	0	0	
5	M.Tech.	12	4	4	0	0	20
	MBA	18	15	7	0	0	40
	BBA	21	8	6	0	0	35
	%	54	28	18	0	0	
6	M.Tech.	14	3	3	0	0	20
	MBA	19	14	7	0	0	40
	BBA	19	13	3	0	0	35
	%	55	32	14	0	0	
7	M.Tech.	12	6	2	0	0	20
	MBA	21	14	5	0	0	40
	BBA	20	8	7	0	0	35
	%	56	29	15	0	0	



8	M.Tech.	12	5	3	0	0	20
	MBA	18	16	6	0	0	40
	BBA	17	12	6	0	0	35
	%	49	35	16	0	0	
Average	M.Tech.	16	8	3	0	0.0	20
	M.Tech. %	59	30	12	0	0	
	MBA	14	12	7	0	0.0	40
	MBA %	43	36	21	0	0	
	BBA	15	10	5	0	0.0	35
	BBA %	49	33	17	0	0	
Feedback Average Out of 5 Scale						4.39	


DEAN ACADEMICS
SR UNIVERSITY
Ananthasagar (V), Hasanparthy (M)
Dt: Warangal - 506371, T.S.


REGISTRAR
SR UNIVERSITY
(V) Ananthasagar, (M) Hasanparthy
Dt: Warangal - 506371, T.S.



Part – B

Questions and Options

Each Question Feedback Average out of 5 Scale

M.Tech. Programme

Q.No. 1	The sequence of the courses in the curriculum as well as the syllabus are well-defined and balanced					4.35
Options	Strongly Agree	Agree	Neutral	Disagree	Strongly Disagree	
Q.No. 2	The curriculum accommodates courses with laboratory / hands-on experiential / project-based learning					4.60
Options	Strongly Agree	Agree	Neutral	Disagree	Strongly Disagree	
Q.No. 3	The curriculum accommodates value-added / certification courses relevant to your current job					4.55
Options	Strongly Agree	Agree	Neutral	Disagree	Strongly Disagree	
Q.No. 4	The curriculum supports the aptitude for higher education/research					4.50
Options	Strongly Agree	Agree	Neutral	Disagree	Strongly Disagree	
Q.No. 5	The curriculum is industry-relevant from the employability point of view					4.40
Options	Strongly Agree	Agree	Neutral	Disagree	Strongly Disagree	
Q.No. 6	The curriculum enables the graduates to take up leadership and managerial roles					4.55
Options	Strongly Agree	Agree	Neutral	Disagree	Strongly Disagree	
Q.No. 7	Rate the curriculum with respect to the achievement of program outcomes					4.50
Options	Excellent	Very Good	Good	Average	Poor	
Q.No. 8	Overall level of satisfaction with your choice of SRU and the program of study					4.45
Options	Excellent	Very Good	Good	Average	Poor	


DEAN ACADEMICS
SR UNIVERSITY
Ananthasagar (V), Hasanparthy (M)
Dt: Warangal - 506371, T.S.


REGISTRAR
SR UNIVERSITY
(V) Ananthasagar, (M) Hasanparthy
Dt: Warangal - 506371, T.S.



MBA Programme

Q.No. 1	The sequence of the courses in the curriculum as well as the syllabus are well-defined and balanced					4.35
Options	Strongly Agree	Agree	Neutral	Disagree	Strongly Disagree	
Q.No. 2	The curriculum accommodates courses with laboratory / hands-on experiential / project-based learning					4.43
Options	Strongly Agree	Agree	Neutral	Disagree	Strongly Disagree	
Q.No. 3	The curriculum accommodates value-added / certification courses relevant to your current job					4.50
Options	Strongly Agree	Agree	Neutral	Disagree	Strongly Disagree	
Q.No. 4	The curriculum supports the aptitude for higher education/research					4.28
Options	Strongly Agree	Agree	Neutral	Disagree	Strongly Disagree	
Q.No. 5	The curriculum is industry-relevant from the employability point of view					4.28
Options	Strongly Agree	Agree	Neutral	Disagree	Strongly Disagree	
Q.No. 6	The curriculum enables the graduates to take up leadership and managerial roles					4.30
Options	Strongly Agree	Agree	Neutral	Disagree	Strongly Disagree	
Q.No. 7	Rate the curriculum with respect to the achievement of program outcomes					4.40
Options	Excellent	Very Good	Good	Average	Poor	
Q.No. 8	Overall level of satisfaction with your choice of SRU and the program of study					4.30
Options	Excellent	Very Good	Good	Average	Poor	


DEAN ACADEMICS
SR UNIVERSITY
Ananthasagar (V), Hasanparthy (M)
Dt: Warangal - 506371, T.S.


REGISTRAR
SR UNIVERSITY
(V) Ananthasagar, (M) Hasanparthy,
Dt: Warangal - 506371, T.S.



BBA Programme

Q.No. 1	The sequence of the courses in the curriculum as well as the syllabus are well-defined and balanced					4.29
Options	Strongly Agree	Agree	Neutral	Disagree	Strongly Disagree	
Q.No. 2	The curriculum accommodates courses with laboratory / hands-on experiential / project-based learning					4.46
Options	Strongly Agree	Agree	Neutral	Disagree	Strongly Disagree	
Q.No. 3	The curriculum accommodates value-added / certification courses relevant to your current job					4.37
Options	Strongly Agree	Agree	Neutral	Disagree	Strongly Disagree	
Q.No. 4	The curriculum supports the aptitude for higher education/research					4.40
Options	Strongly Agree	Agree	Neutral	Disagree	Strongly Disagree	
Q.No. 5	The curriculum is industry-relevant from the employability point of view					4.43
Options	Strongly Agree	Agree	Neutral	Disagree	Strongly Disagree	
Q.No. 6	The curriculum enables the graduates to take up leadership and managerial roles					4.46
Options	Strongly Agree	Agree	Neutral	Disagree	Strongly Disagree	
Q.No. 7	Rate the curriculum with respect to the achievement of program outcomes					4.37
Options	Excellent	Very Good	Good	Average	Poor	
Q.No. 8	Overall level of satisfaction with your choice of SRU and the program of study					4.31
Options	Excellent	Very Good	Good	Average	Poor	


DEAN ACADEMICS
SR UNIVERSITY
Ananthasagar (V), Hasanparthy (M)
Dt: Warangal - 506371, T.S.

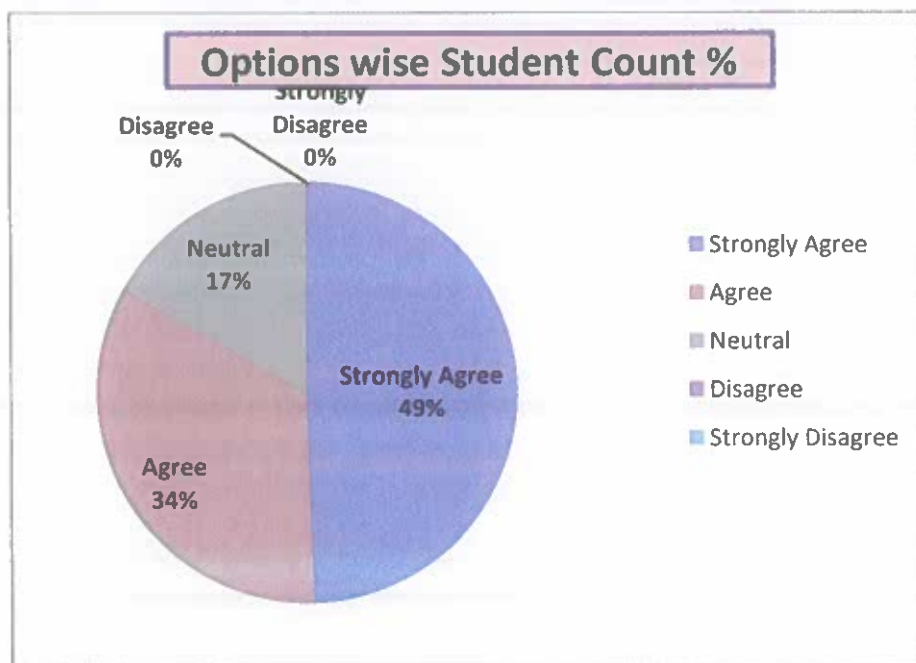
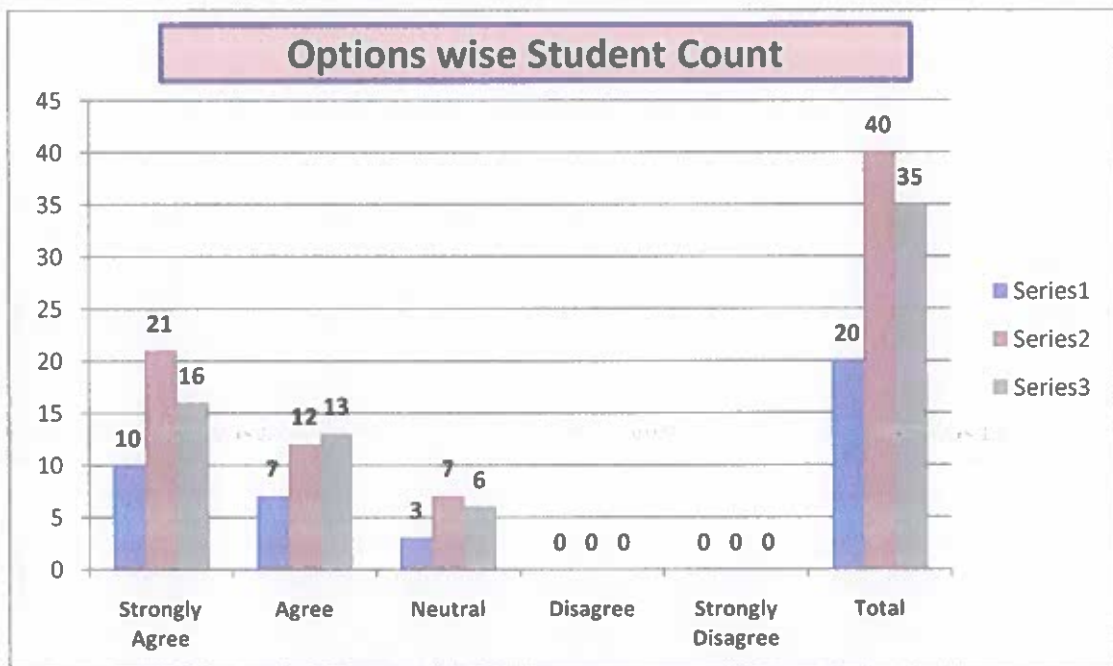

REGISTRAR
SR UNIVERSITY
(V) Ananthasagar, (M) Hasanparthy
Dt: Warangal - 506371, T.S.



Part – C

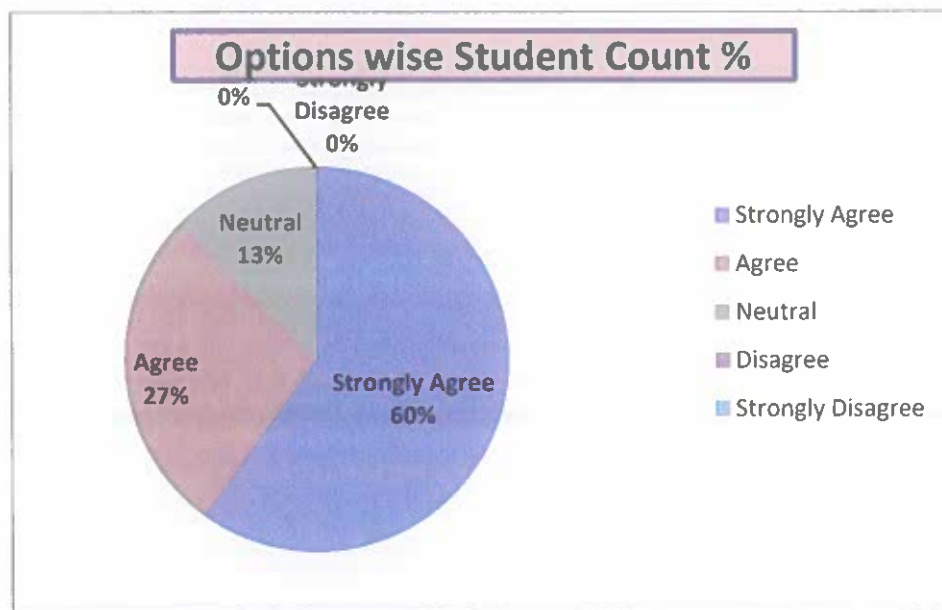
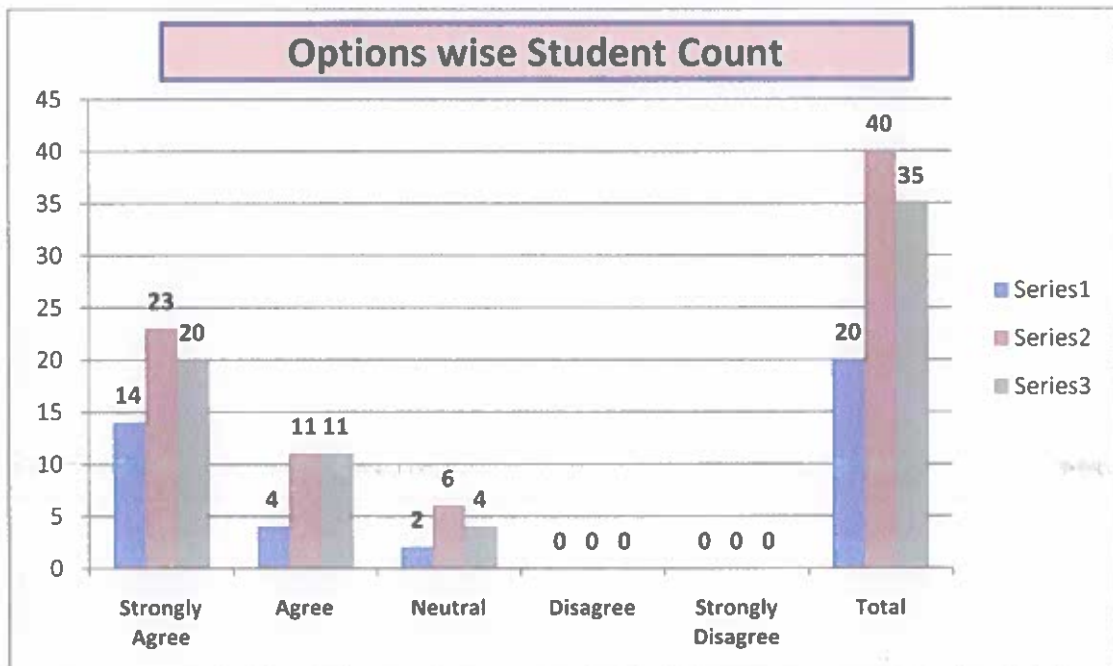
Question Wise Analysis

Q.No. 1	The sequence of the courses in the curriculum as well as the syllabus are well-defined and balanced					Total
Options	Strongly Agree	Agree	Neutral	Disagree	Strongly Disagree	
M.Tech.	10	7	3	0	0	20
MBA	21	12	7	0	0	40
BBA	16	13	6	0	0	35



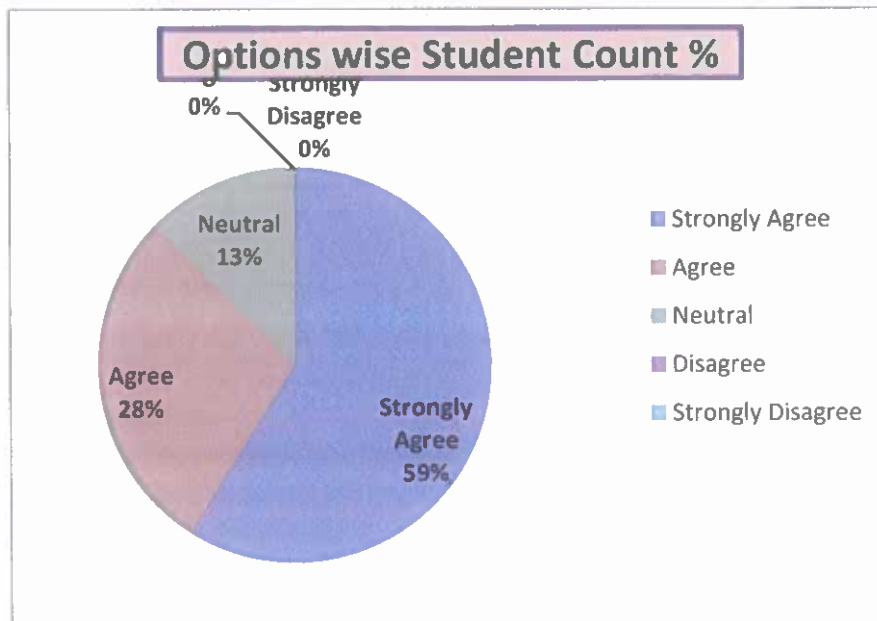
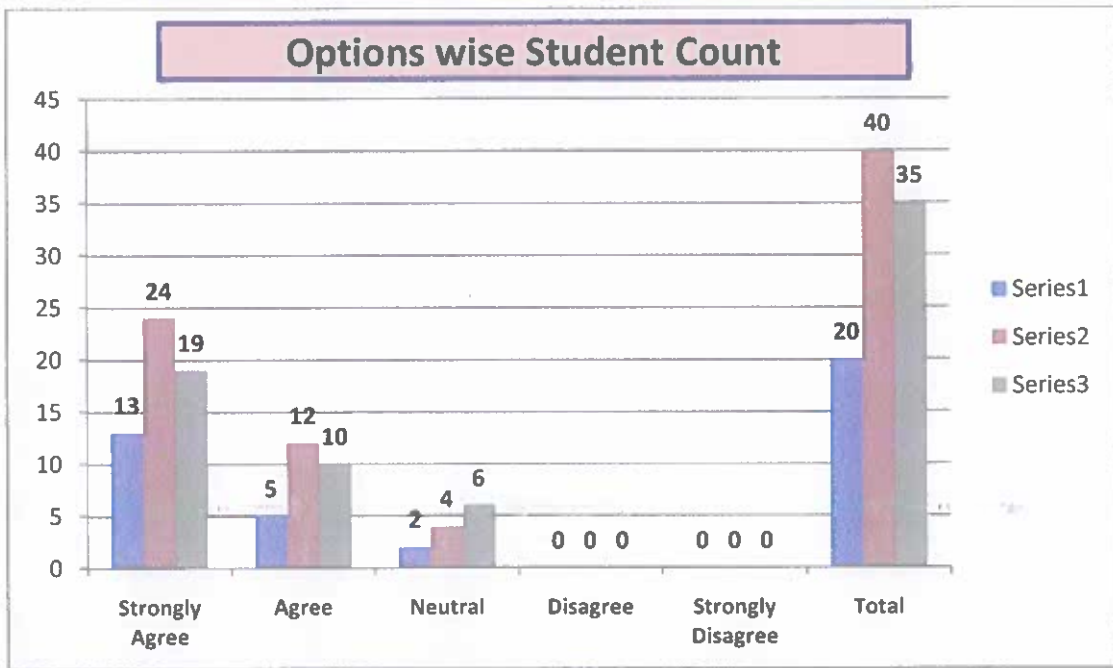


Q.No. 2	The curriculum accommodates courses with laboratory / hands-on experiential / project-based learning					Total
Options	Strongly Agree	Agree	Neutral	Disagree	Strongly Disagree	
M.Tech.	14	4	2	0	0	20
MBA	23	11	6	0	0	40
BBA	20	11	4	0	0	35



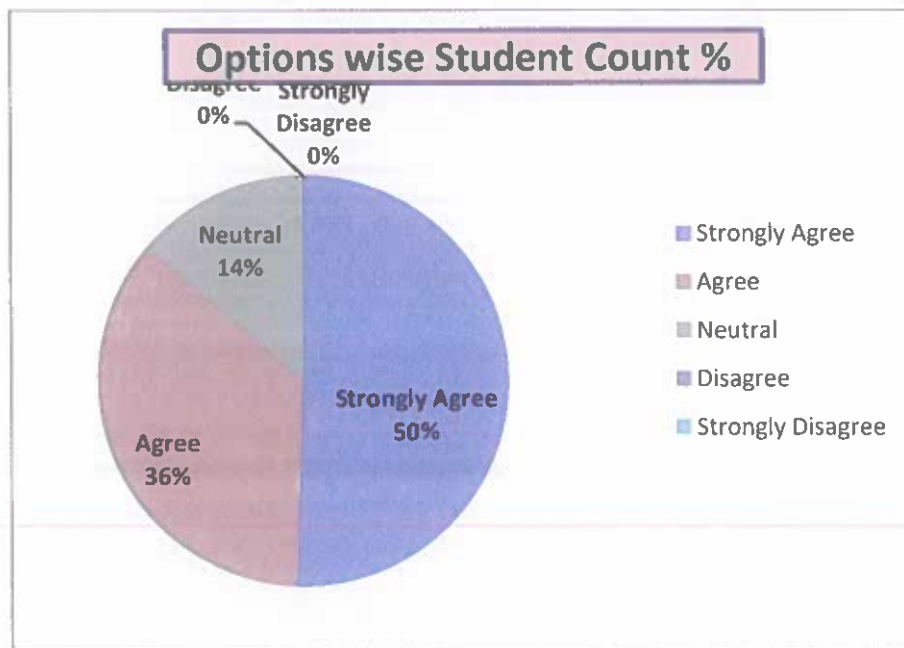
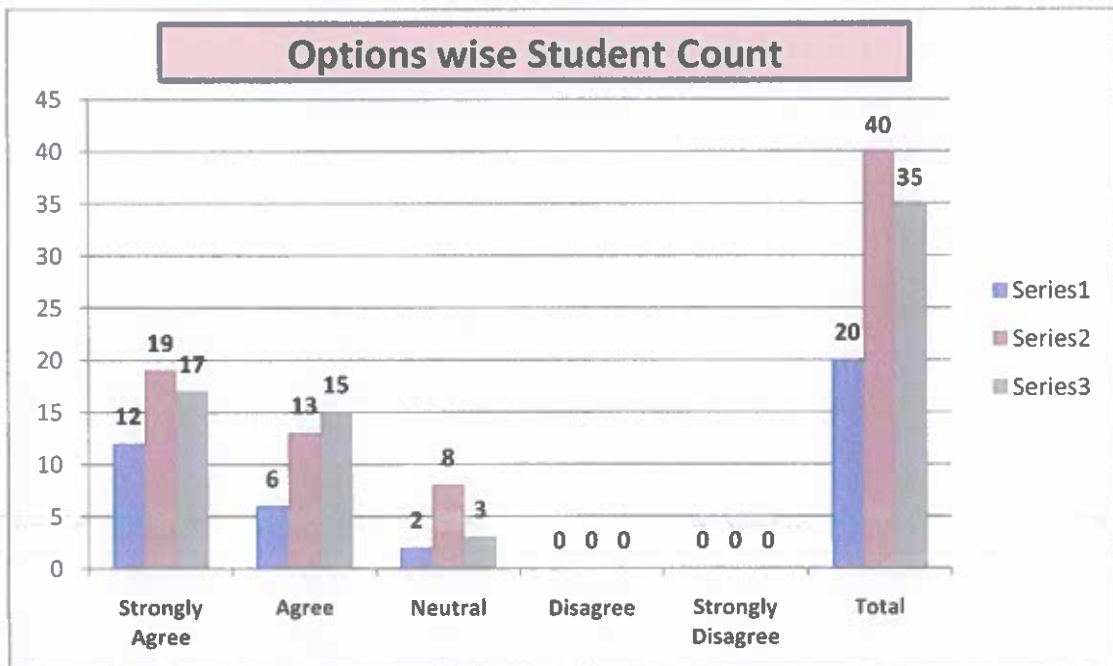


Q.No. 3	The curriculum accommodates value-added / certification courses relevant to your current job					Total
Options	Strongly Agree	Agree	Neutral	Disagree	Strongly Disagree	
M.Tech.	13	5	2	0	0	20
MBA	24	12	4	0	0	40
BBA	19	10	6	0	0	35



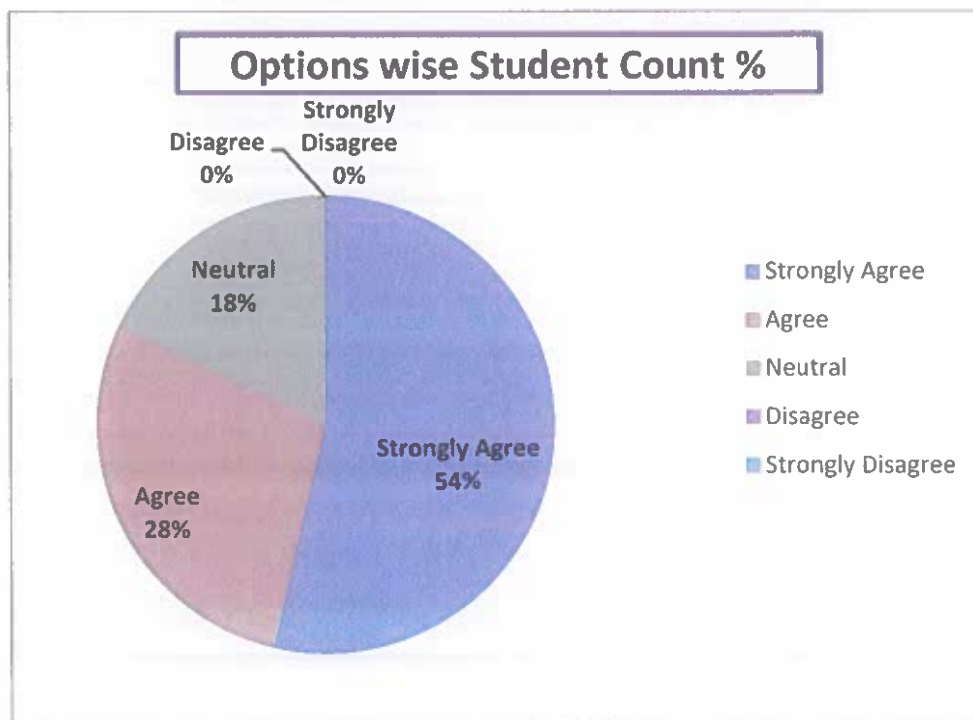
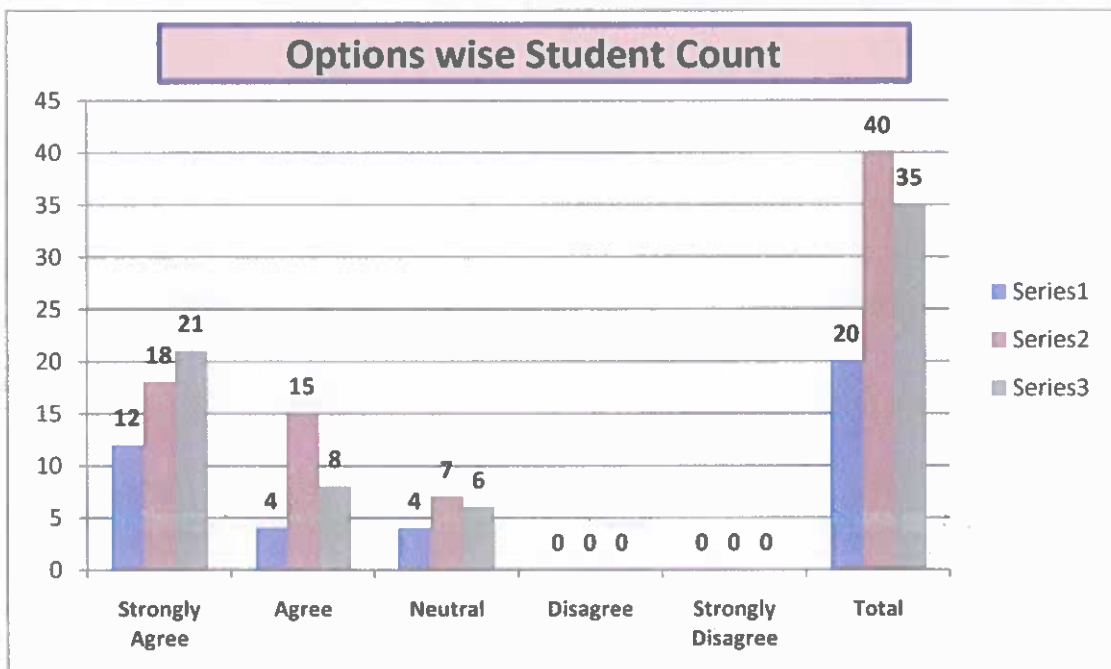


Q.No. 4	The curriculum supports the aptitude for higher education/research					Total
Options	Strongly Agree	Agree	Neutral	Disagree	Strongly Disagree	
M.Tech.	12	6	2	0	0	20
MBA	19	13	8	0	0	40
BBA	17	15	3	0	0	35



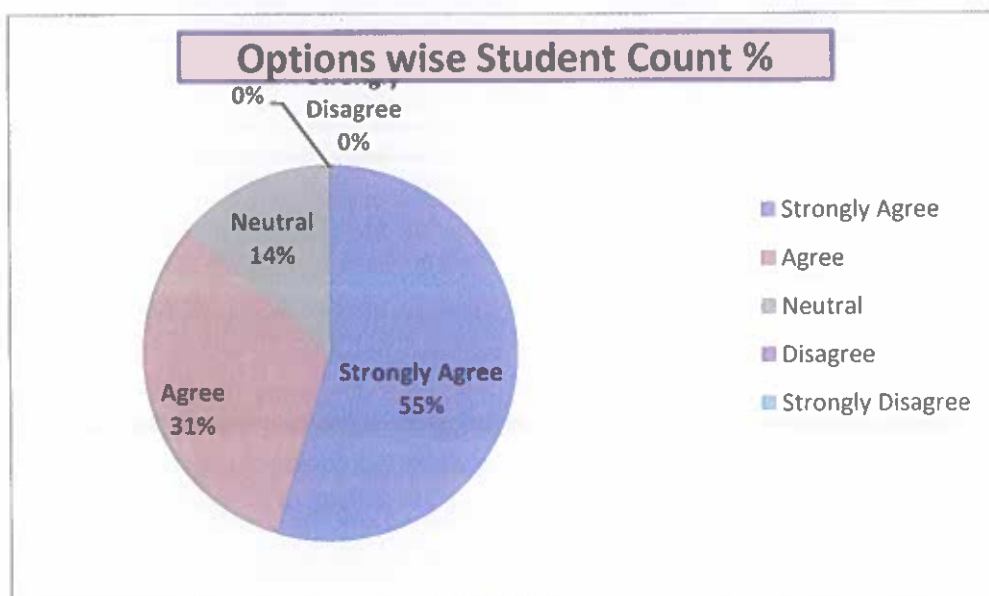
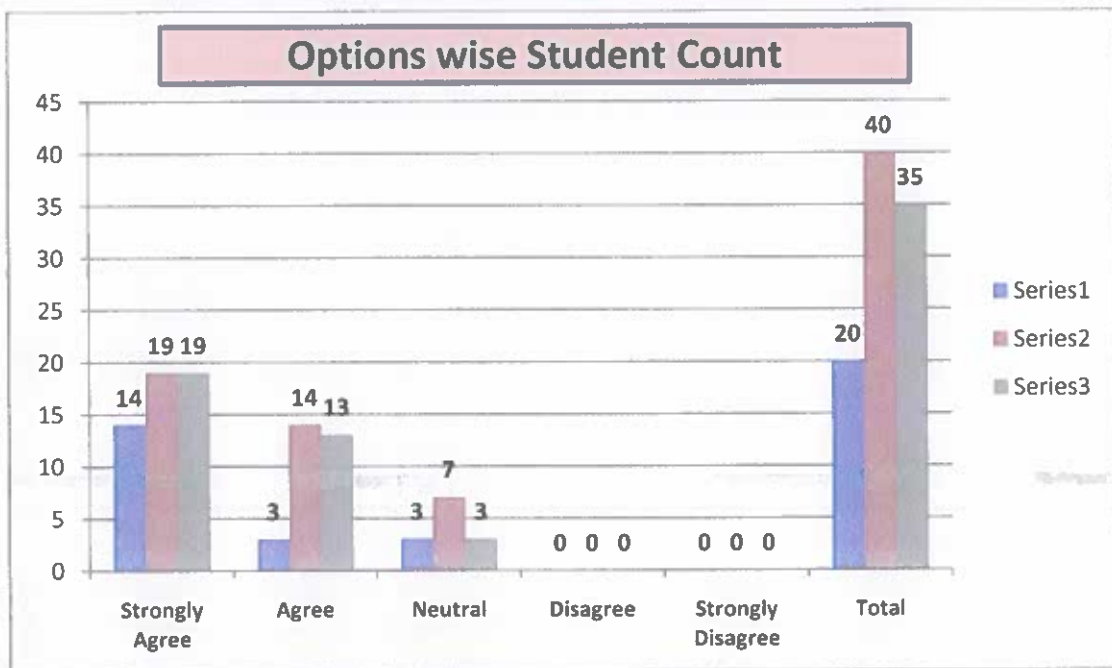


Q.No. 5	The curriculum is industry-relevant from the employability point of view					Total
Options	Strongly Agree	Agree	Neutral	Disagree	Strongly Disagree	
M.Tech.	12	4	4	0	0	20
MBA	18	15	7	0	0	40
BBA	21	8	6	0	0	35



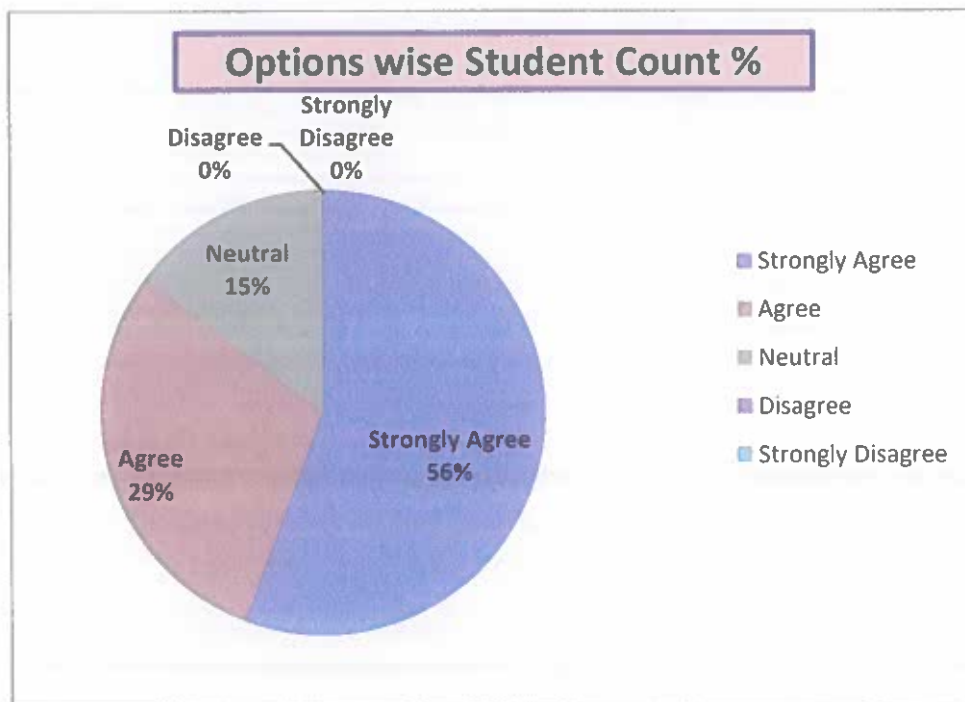
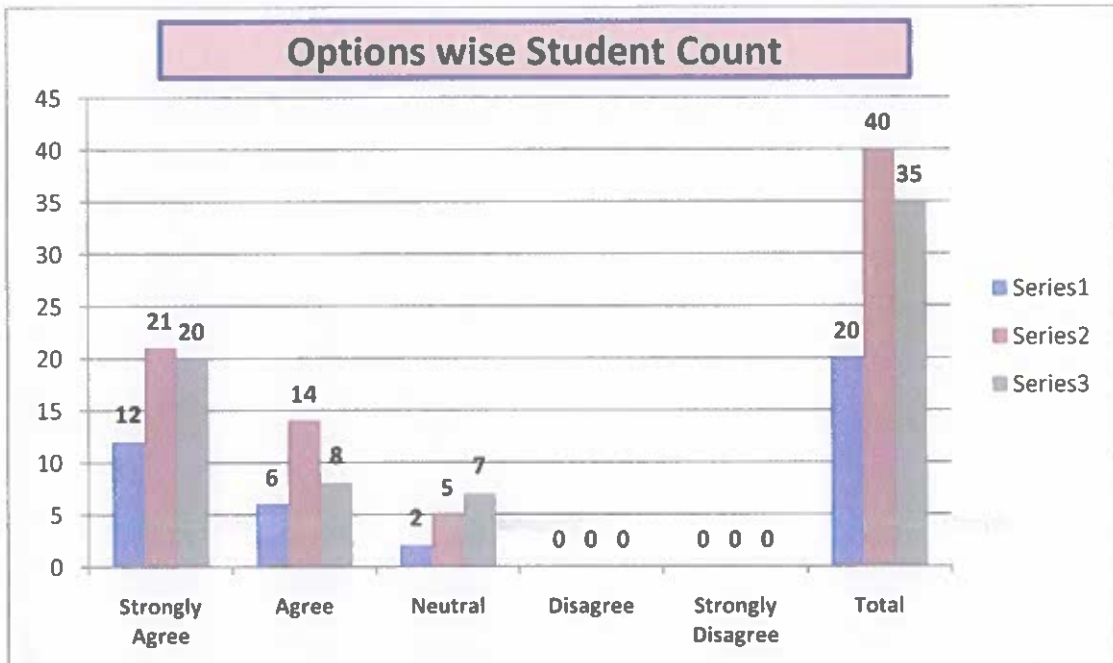


Q.No. 6	The curriculum enables the graduates to take up leadership and managerial roles					Total
Options	Strongly Agree	Agree	Neutral	Disagree	Strongly Disagree	
M.Tech.	14	3	3	0	0	20
MBA	19	14	7	0	0	40
BBA	19	13	3	0	0	35



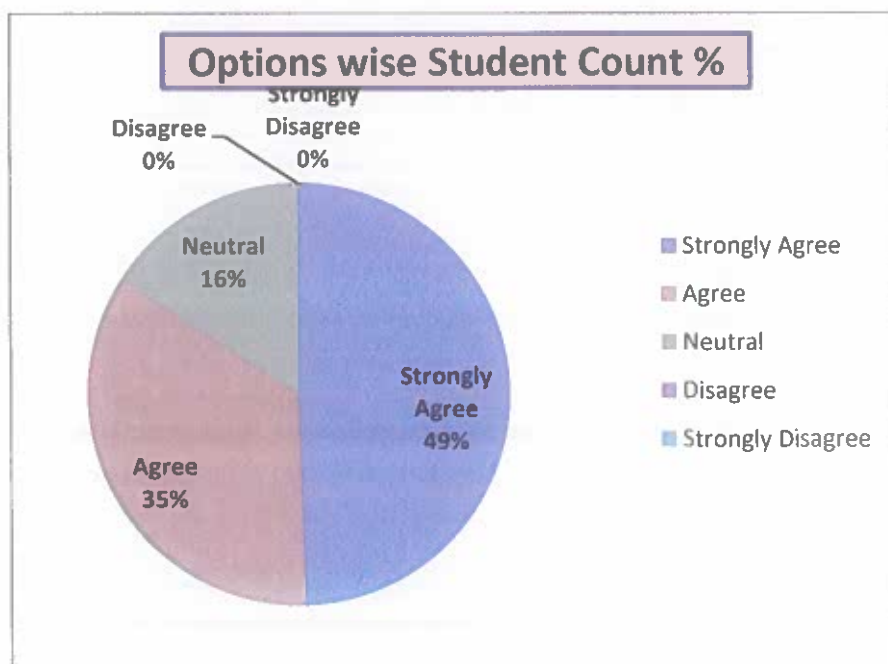
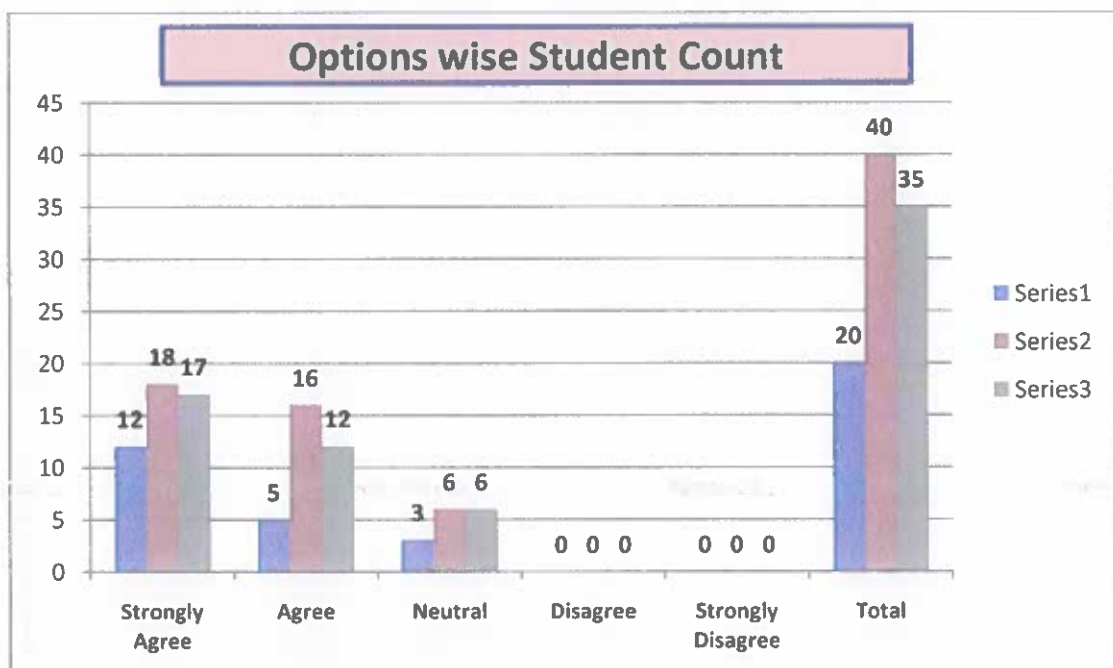


Q.No. 7	Rate the curriculum with respect to the achievement of program outcomes					Total
Options	Excellent	Very Good	Good	Average	Poor	
M.Tech.	12	6	2	0	0	20
MBA	21	14	5	0	0	40
BBA	20	8	7	0	0	35





Q.No. 8	Overall level of satisfaction with your choice of SRU and the program of study					Total
	Options	Excellent	Very Good	Good	Average	
M.Tech.	12	5	3	0	0	20
MBA	18	16	6	0	0	40
BBA	17	12	6	0	0	35

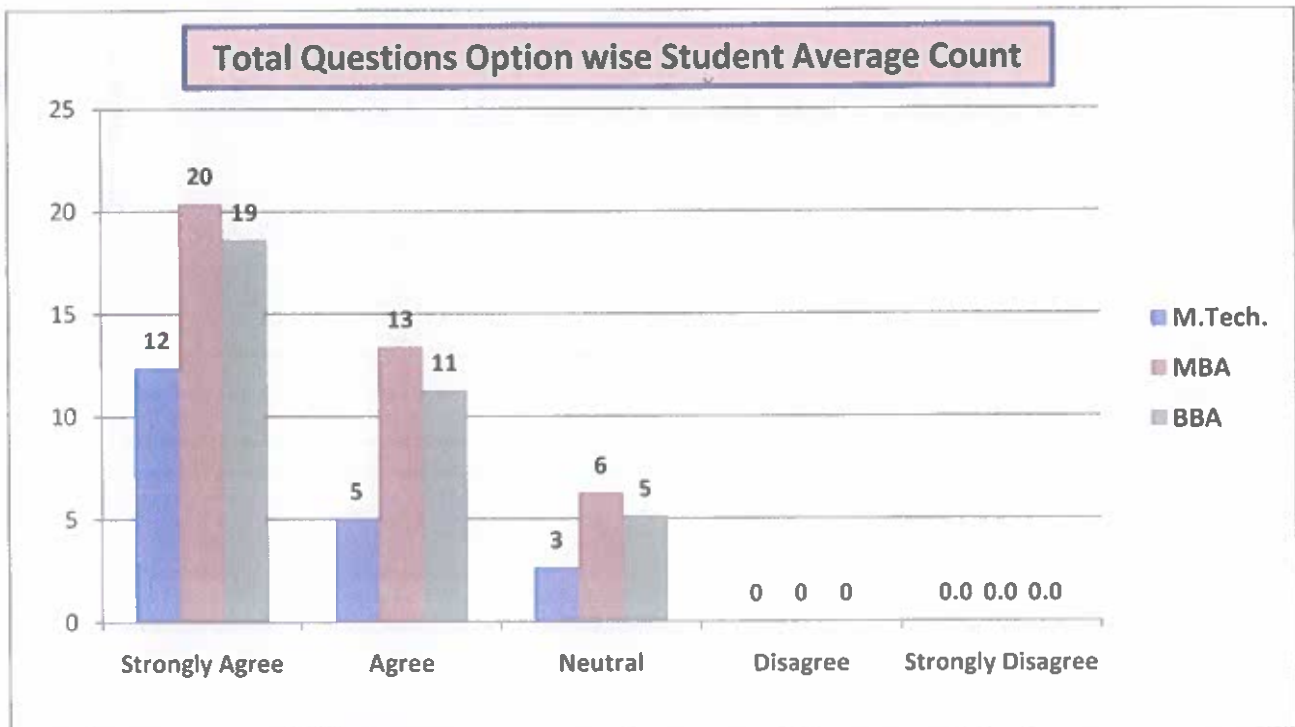


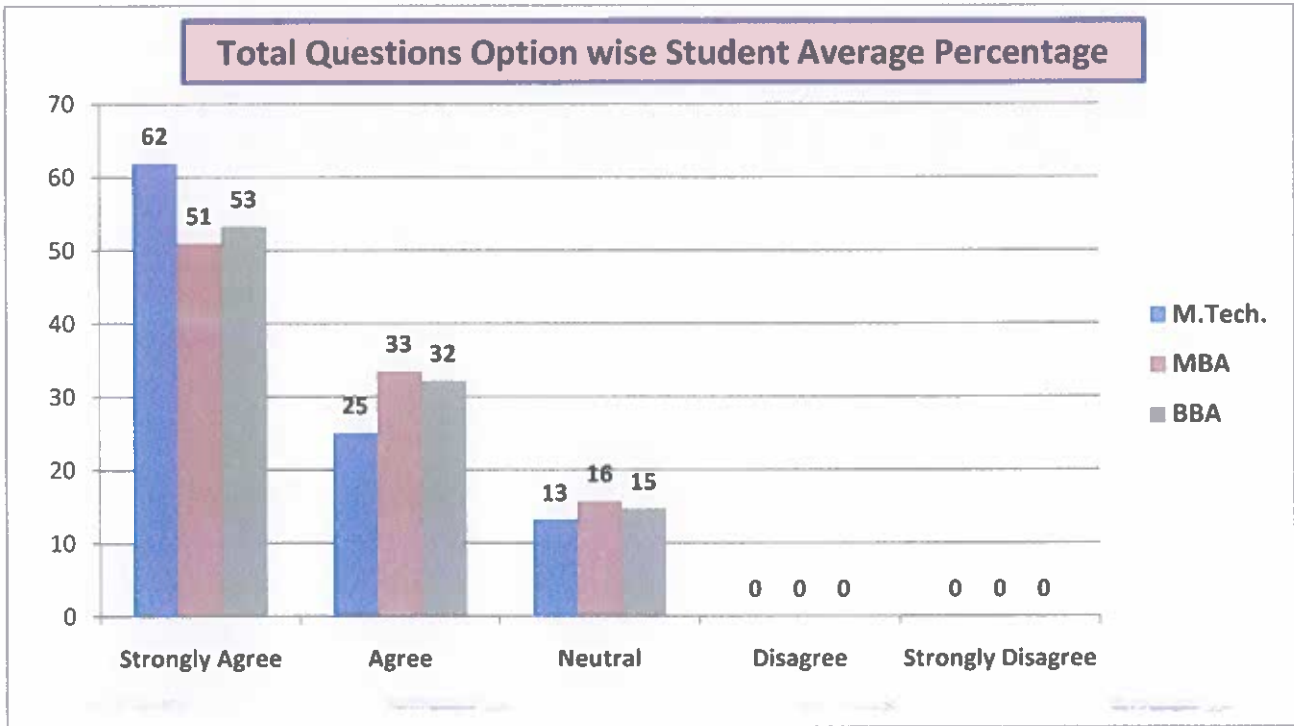


Part – D

Alumni Feedback on Curriculum Analysis Summary

	Programme	Strongly Agree	Agree	Neutral	Disagree	Strongly Disagree
Average	M.Tech.	12	5	3	0	0.0
	M.Tech. %	62	25	13	0	0
	MBA	20	13	6	0	0.0
	MBA %	51	33	16	0	0
	BBA	19	11	5	0	0.0
	BBA %	53	32	15	0	0
Feedback Average Out of 5 Scale						4.39






DEAN ACADEMICS
SR UNIVERSITY
Ananthasagar (V), Hasanparthy (M)
Dt: Warangal - 506371, T.S.


REGISTRAR
SR UNIVERSITY
(V) Ananthasagar, (M) Hasanparthy
Dt: Warangal - 506371, T.S.