



Student Feedback on Curriculum Analysis Report 2021-22

Part – A

B.Tech. Computer Science & Engineering

Branch	Q.No.	Strongly Agree	Agree	Neutral	Disagree	Strongly Disagree	Total
CSE	1	6	2	2	0	0	10
CSE	2	8	2	0	0	0	10
CSE	3	5	2	3	0	0	10
CSE	4	6	3	1	0	0	10
CSE	5	6	2	2	0	0	10
CSE	6	8	1	1	0	0	10
CSE	7	6	2	2	0	0	10
CSE	8	7	1	2	0	0	10
CSE	9	7	3	0	0	0	10
CSE	10	8	1	1	0	0	10
	Average	7	2	1	0	0	
	Average %	67	19	14	0	0	
Feedback Average Out of 5 Scale						4.53	



Part – B

Questions and Options

B.Tech. Computer Science & Engineering

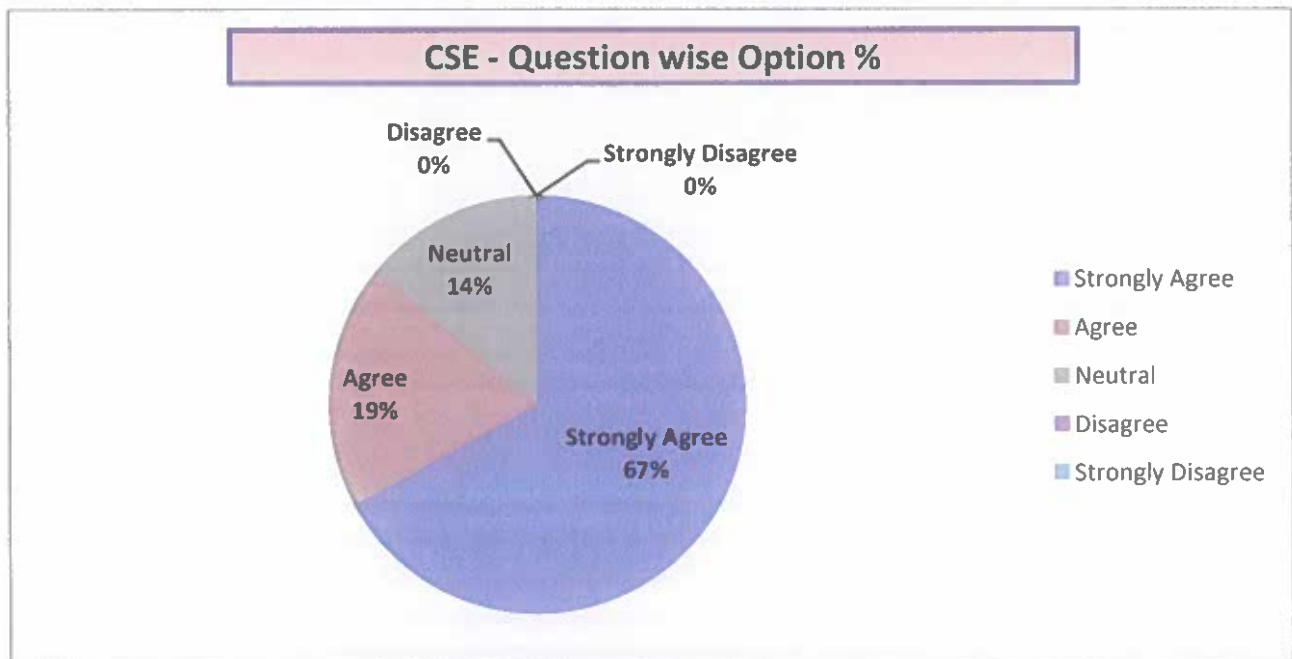
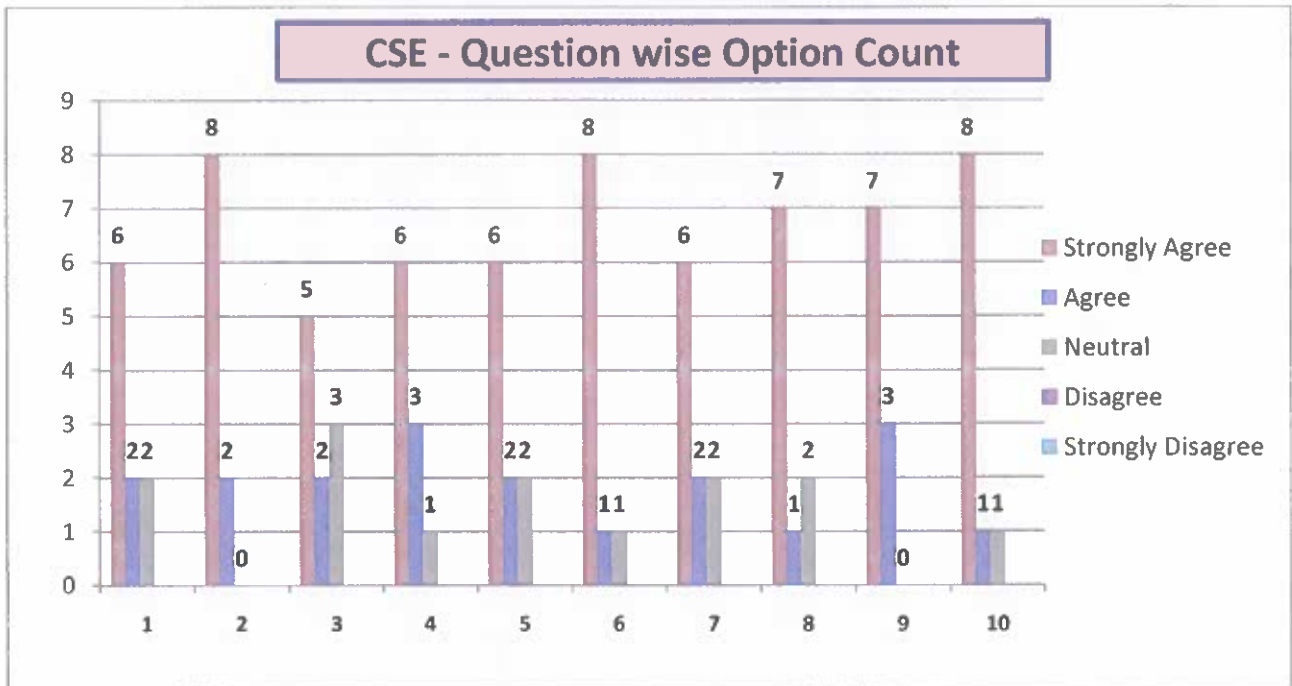
Each Question Feedback Average out of 5 Scale

Q.No. 1	The sequence of the courses in the curriculum as well as the syllabus are well-defined and balanced					4.40
Options	Strongly Agree	Agree	Neutral	Disagree	Strongly Disagree	
Q.No. 2	The outcomes are well-defined for each course					4.80
Options	Strongly Agree	Agree	Neutral	Disagree	Strongly Disagree	
Q.No. 3	Rate the usage of ICT and other tools by faculty to facilitate the teaching-learning process					4.20
Options	Strongly Agree	Agree	Neutral	Disagree	Strongly Disagree	
Q.No. 4	The curriculum accommodates courses with laboratory / hands-on experiential / project-based learning					4.50
Options	Strongly Agree	Agree	Neutral	Disagree	Strongly Disagree	
Q.No. 5	The courses enhance analytical/problem-solving/critical thinking/innovative skills					4.40
Options	Strongly Agree	Agree	Neutral	Disagree	Strongly Disagree	
Q.No. 6	Rate the assessment/evaluation scheme of the courses					4.70
Options	Strongly Agree	Agree	Neutral	Disagree	Strongly Disagree	
Q.No. 7	The curriculum supports the aptitude for higher education/research					4.40
Options	Strongly Agree	Agree	Neutral	Disagree	Strongly Disagree	
Q.No. 8	The curriculum is industry-relevant from the employability point of view					4.50
Options	Excellent	Very Good	Good	Average	Poor	
Q.No. 9	The curriculum enables the graduates to take up leadership and managerial roles					4.70
Options	Strongly Agree	Agree	Neutral	Disagree	Strongly Disagree	
Q.No. 10	Rate the curriculum with respect to the achievement of program outcomes					4.70
Options	Excellent	Very Good	Good	Average	Poor	



Part – C

Question Wise Analysis




DEAN ACADEMICS
SR UNIVERSITY
Ananthasagar (V), Hasanparthy (M)
Dt: Warangal - 506371, T.S.


REGISTRAR
SR UNIVERSITY
(V) Ananthasagar, (M) Hasanparthy
Dt: Warangal - 506371, T.S.



Parent Feedback on Curriculum Analysis Report 2021-22

Part – A

Q.No.	Excellent	Very Good	Good	Average	Below Average	Total
1	148	44	28	0	0	220
2	128	62	30	0	0	220
3	115	80	25	0	0	220
4	110	80	30	0	0	220
5	111	77	32	0	0	220
6	127	82	11	0	0	220
7	115	76	29	0	0	220
8	103	85	32	0	0	220
9	137	60	23	0	0	220
Average	122	72	27	0	0	220
	Feedback Average Out of 5 Scale				4.43	



Part – B

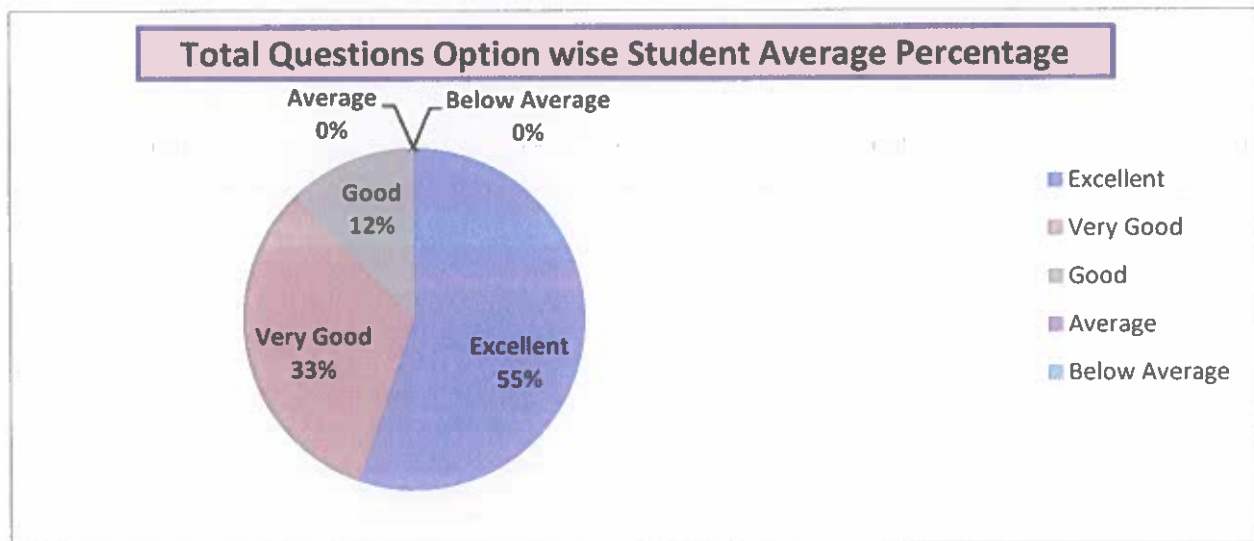
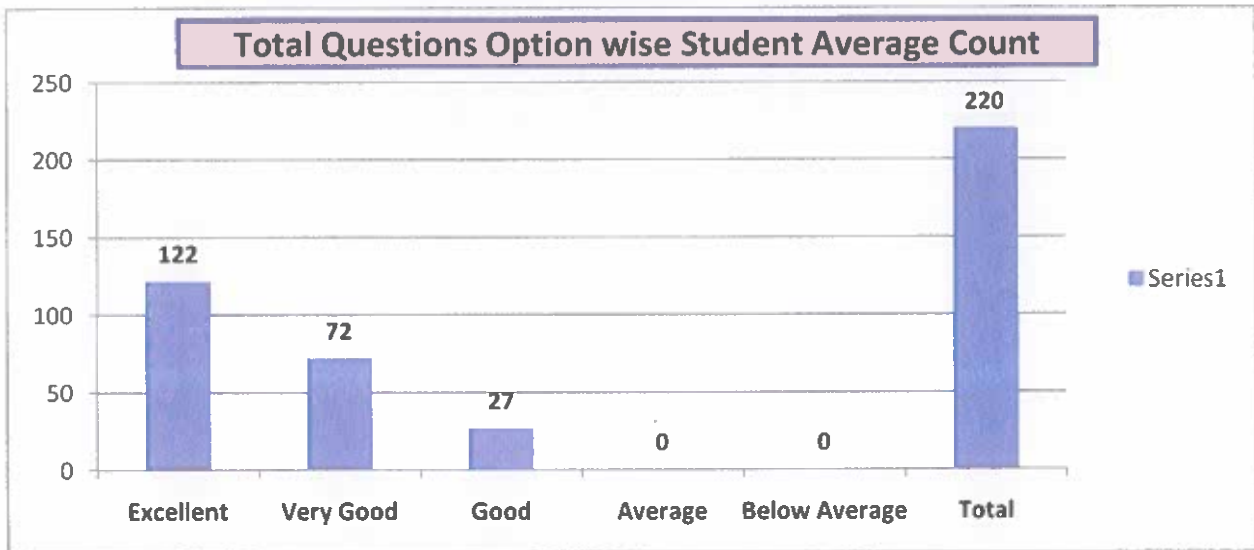
Questions and Options

Each Question Feedback Average out of 5 Scale

Q.No. 1	Curricular and co-curricular activities in the university					4.55
Options	Excellent	Very Good	Good	Average	Below Average	
Q.No. 2	Teaching standards and teachers' approach towards students in the university					4.45
Options	Excellent	Very Good	Good	Average	Below Average	
Q.No. 3	Technical knowledge and communication skills acquired by your ward					4.41
Options	Excellent	Very Good	Good	Average	Below Average	
Q.No. 4	The academic progress of your ward					4.36
Options	Excellent	Very Good	Good	Average	Below Average	
Q.No. 5	Student counseling and guidance support in the university					4.36
Options	Excellent	Very Good	Good	Average	Below Average	
Q.No. 6	Higher education and placement support in the university					4.53
Options	Excellent	Very Good	Good	Average	Below Average	
Q.No. 7	Student amenities and other infrastructure in the university					4.39
Options	Excellent	Very Good	Good	Average	Below Average	
Q.No. 8	Campus cleanliness and discipline in the university					4.32
Options	Excellent	Very Good	Good	Average	Below Average	
Q.No. 9	Conduction of parents-teacher meeting					4.52
Options	Excellent	Very Good	Good	Average	Below Average	



Parent Feedback on Curriculum Analysis Summary




DEAN ACADEMICS
SR UNIVERSITY
Ananthasagar (V), Hasanparthy (M)
Dt: Warangal - 506371, T.S.


REGISTRAR
SR UNIVERSITY
(V) Ananthasagar, (M) Hasanparthy
Dt: Warangal - 506371, T.S.



Faculty Feedback on Curriculum Analysis Report 2021-22

Part – A

Computer Science & Engineering

Branch	Q.No.	Strongly Agree	Agree	Neutral	Disagree	Strongly Disagree	Total
CSE	1	26	15	5	0	0	46
CSE	2	25	17	4	0	0	46
CSE	3	29	13	4	0	0	46
CSE	4	26	16	4	0	0	46
CSE	5	31	13	2	0	0	46
CSE	6	29	11	6	0	0	46
CSE	7	30	10	6	0	0	46
CSE	8	24	14	8	0	0	46
	Average	28	14	5	0	0	
	Average %	60	30	11	0	0	
Feedback Average Out of 5 Scale						4.49	



Part – B

Questions and Options

Computer Science & Engineering


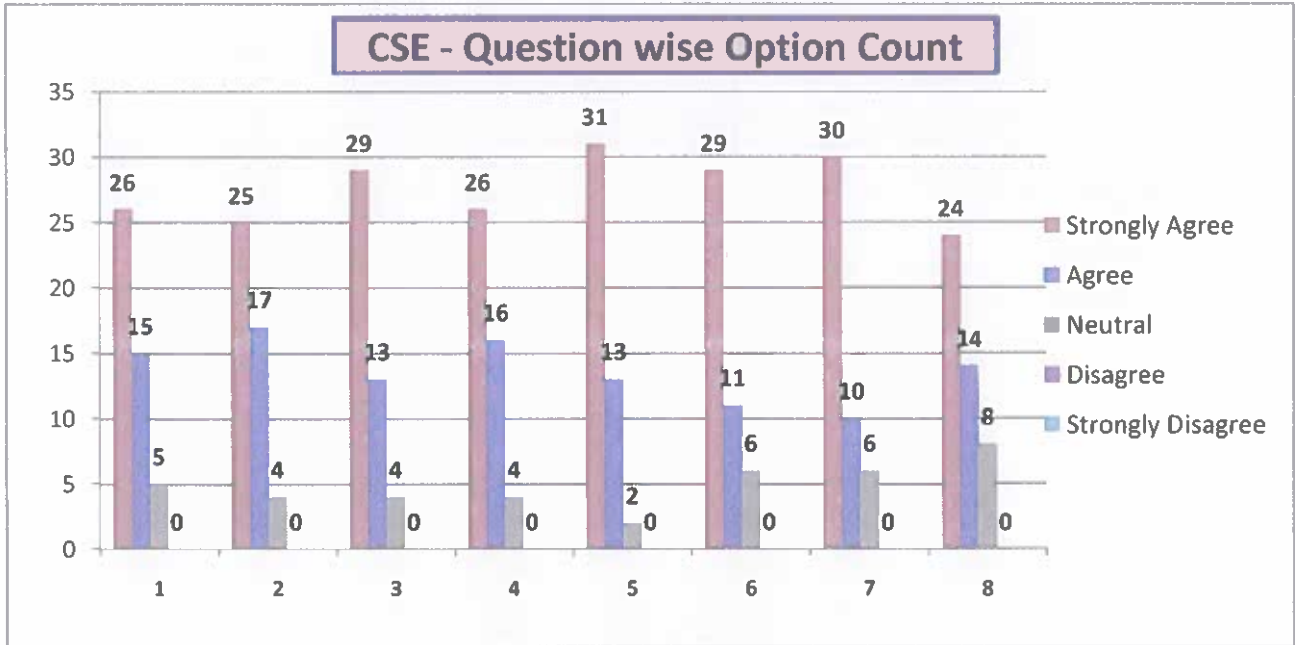
Each Question Feedback Average out of 5 Scale

Q.No. 1	The sequence of the courses in the curriculum as well as the syllabus are well-defined and balanced					4.46
Options	Strongly Agree	Agree	Neutral	Disagree	Strongly Disagree	
Q.No. 2	The outcomes are well-defined for each course					4.46
Options	Strongly Agree	Agree	Neutral	Disagree	Strongly Disagree	
Q.No. 3	The curriculum accommodates courses with hands-on experiential/project-based learning					4.54
Options	Strongly Agree	Agree	Neutral	Disagree	Strongly Disagree	
Q.No. 4	The courses enhance analytical/problem-solving/critical thinking/innovative skills					4.48
Options	Strongly Agree	Agree	Neutral	Disagree	Strongly Disagree	
Q.No. 5	The curriculum supports the aptitude for higher education/research					4.63
Options	Strongly Agree	Agree	Neutral	Disagree	Strongly Disagree	
Q.No. 6	The curriculum is industry-relevant from the employability point of view					4.50
Options	Strongly Agree	Agree	Neutral	Disagree	Strongly Disagree	
Q.No. 7	The curriculum enables the graduates to take up leadership and managerial roles					4.52
Options	Strongly Agree	Agree	Neutral	Disagree	Strongly Disagree	
Q.No. 8	Rate the curriculum with respect to the achievement of program outcomes					4.35
Options	Excellent	Very Good	Good	Average	Poor	



Part – C

Question Wise Analysis




DEAN ACADEMICS
SR UNIVERSITY
Ananthasagar (V), Hasanparthy (M)
Dt: Warangal - 506371, T.S.


REGISTRAR
SR UNIVERSITY
(V) Ananthasagar, (M) Hasanparthy,
Dt: Warangal - 506371, T.S.



Employers Feedback on Curriculum Analysis Report 2021-22

Part – A

Q.No.	Strongly Agree	Agree	Neutral	Disagree	Strongly Disagree	Total
1	12	6	3	0	0	21
2	8	8	4	1	0	21
3	9	11	1	0	0	21
4	14	6	1	0	0	21
5	15	3	2	1	0	21
6	11	7	3	0	0	21
Average	12	7	2	0	0	
Feedback Average Out of 5 Scale					4.40	



Part – B

Questions and Options

Each Question Feedback Average out of 5 Scale

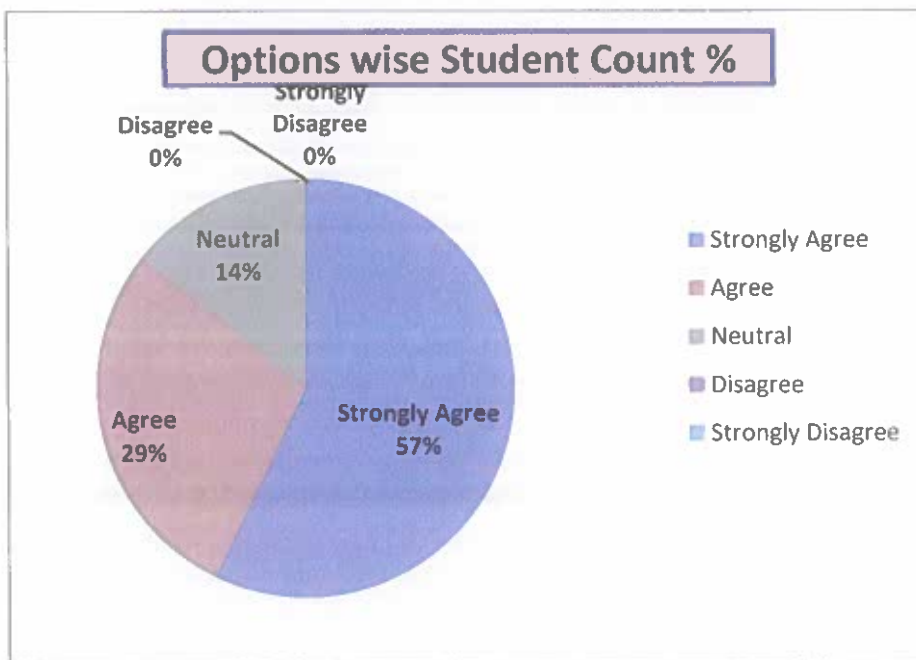
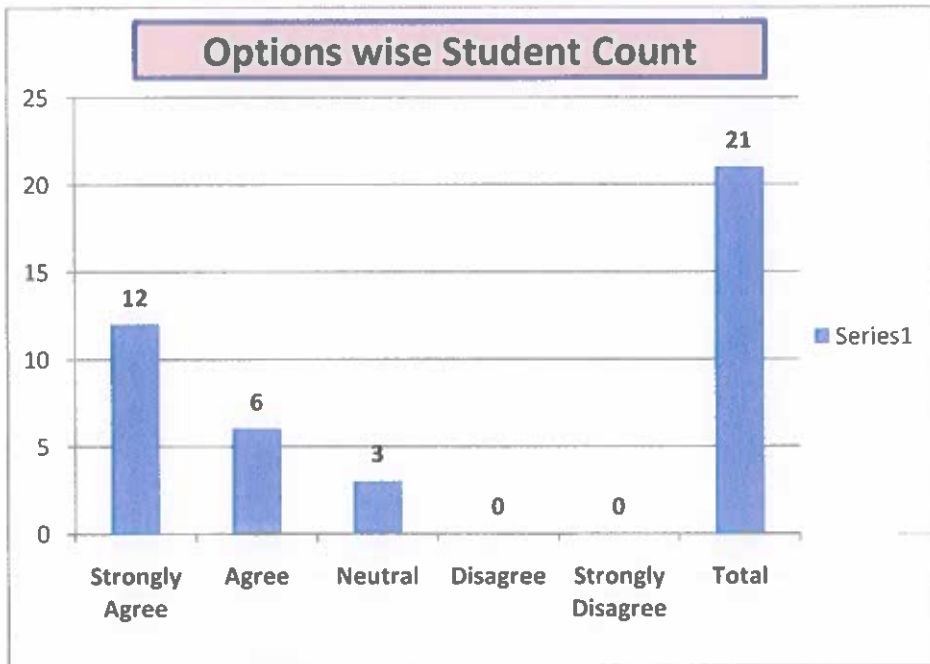
Q.No. 1	The sequence of the courses in the curriculum as well as the syllabus are well-defined and balanced					4.43
Options	Strongly Agree	Agree	Neutral	Disagree	Strongly Disagree	
Q.No. 2	Adequate flexibility is available in the choice of courses to the student					4.10
Options	Strongly Agree	Agree	Neutral	Disagree	Strongly Disagree	
Q.No. 3	The courses enhance analytical/problem-solving/critical thinking/innovative skills					4.38
Options	Strongly Agree	Agree	Neutral	Disagree	Strongly Disagree	
Q.No. 4	The curriculum helps in bridging the gap between industry and academia					4.62
Options	Strongly Agree	Agree	Neutral	Disagree	Strongly Disagree	
Q.No. 5	The curriculum enables the graduates to take up leadership and managerial roles					4.52
Options	Strongly Agree	Agree	Neutral	Disagree	Strongly Disagree	
Q.No. 6	The graduates possess adequate practical exposure for undertaking real-time projects					4.38
Options	Strongly Agree	Agree	Neutral	Disagree	Strongly Disagree	



Part – C

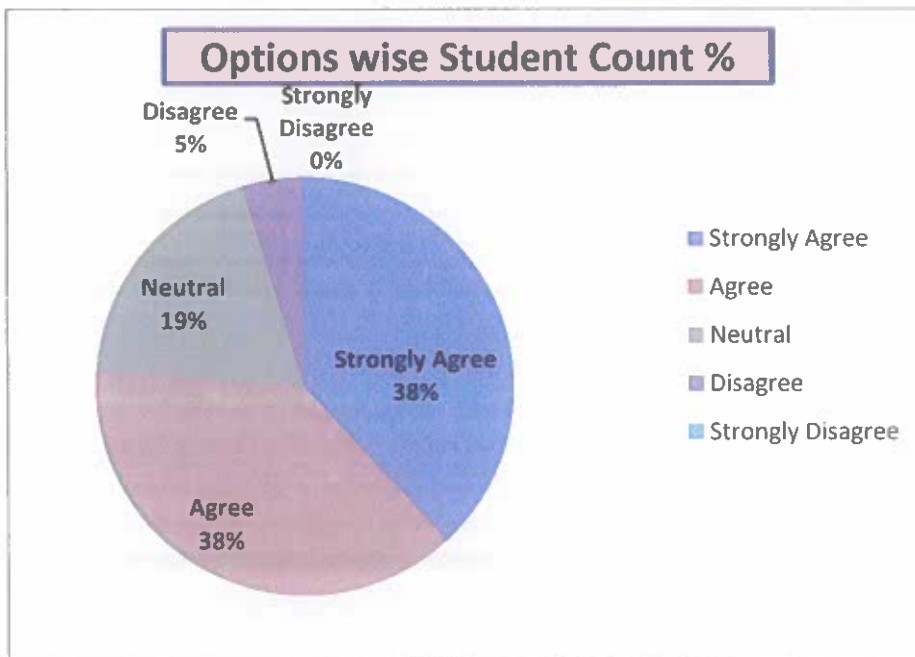
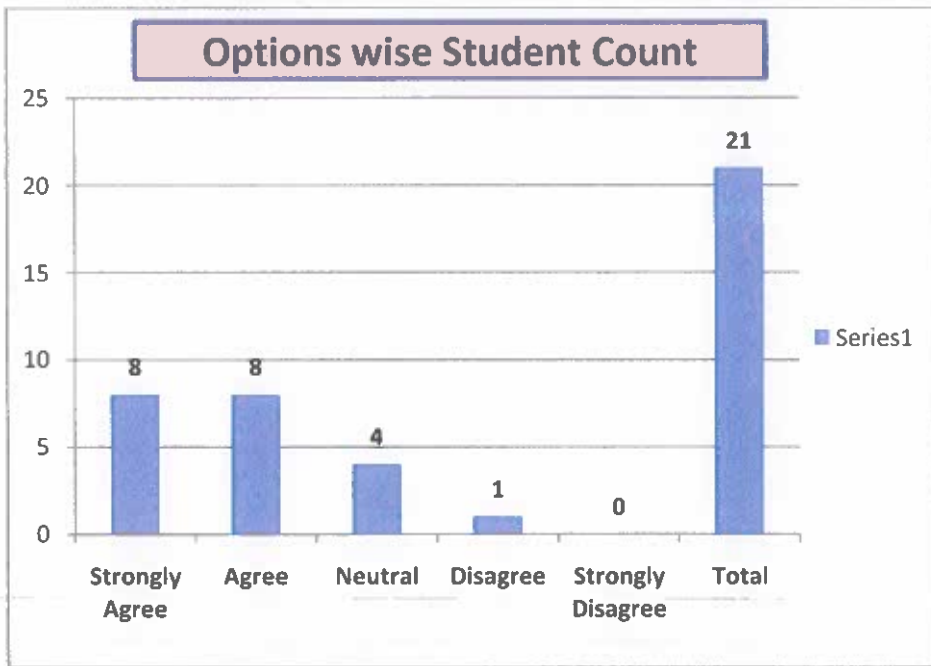
Question Wise Analysis

Q.No. 1	The sequence of the courses in the curriculum as well as the syllabus are well-defined and balanced					Total
Options	Strongly Agree	Agree	Neutral	Disagree	Strongly Disagree	
Feedback	12	6	3	0	0	21



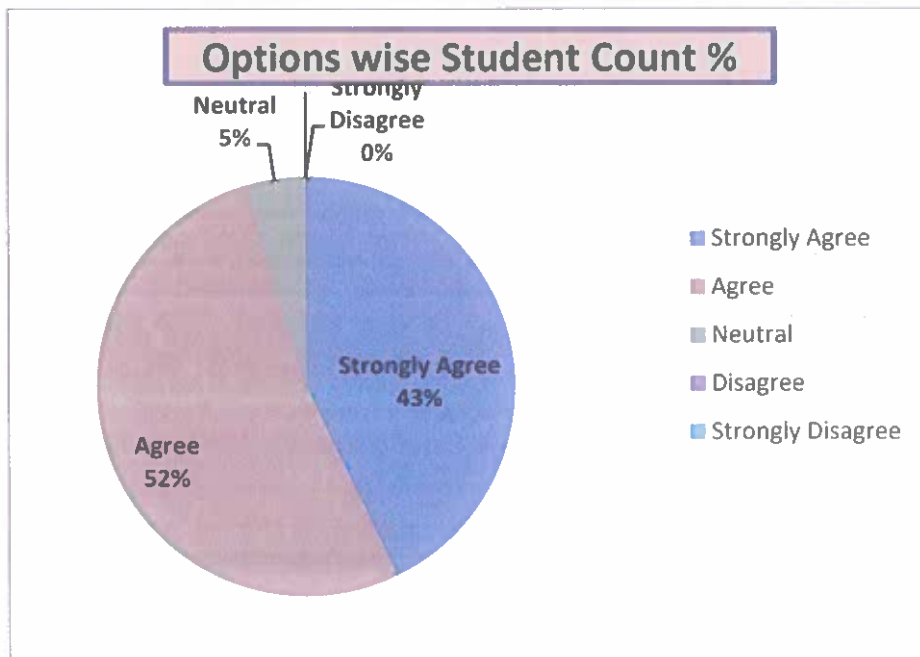
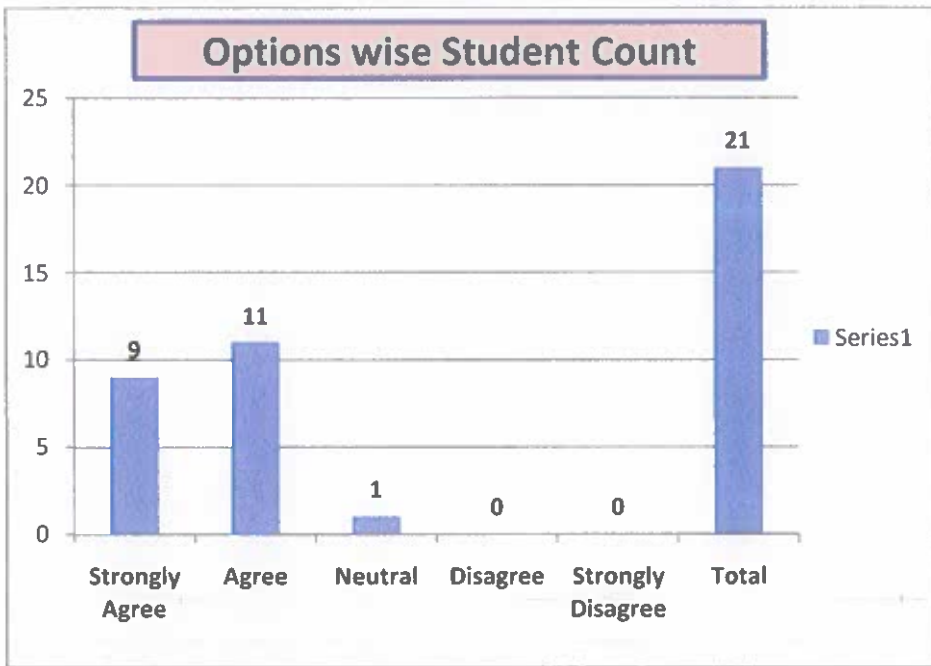


Q.No. 2	Adequate flexibility is available in the choice of courses to the student					Total
Options	Strongly Agree	Agree	Neutral	Disagree	Strongly Disagree	
Feedback	8	8	4	1	0	21



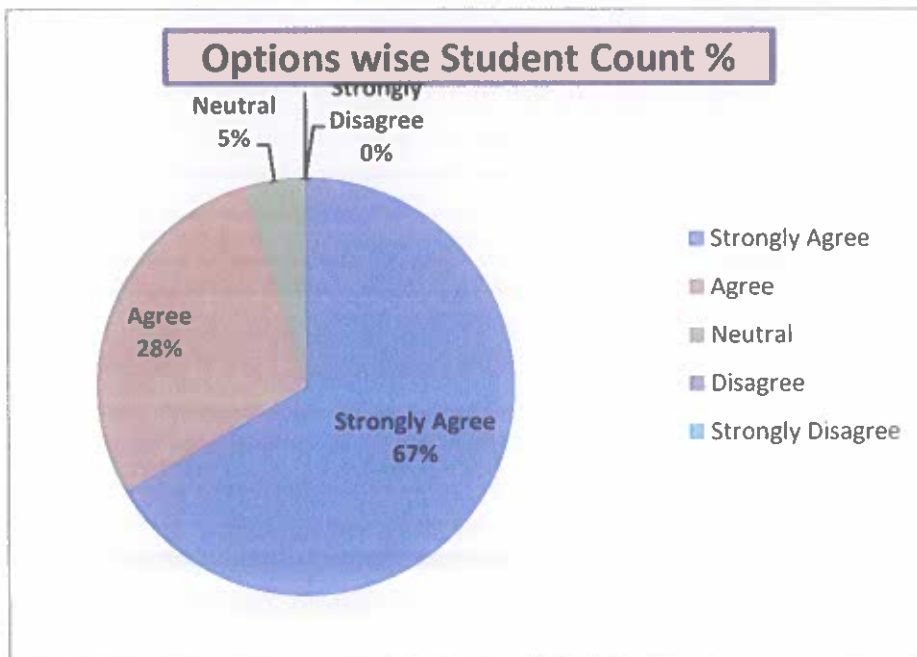
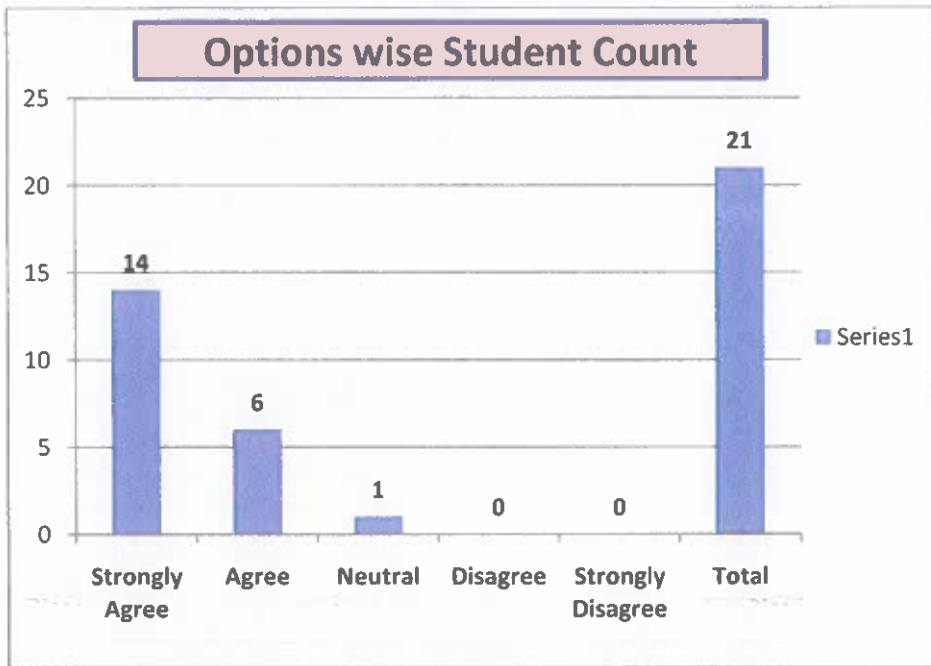


Q.No. 3	The courses enhance analytical/problem-solving/critical thinking/innovative skills					Total
Options	Strongly Agree	Agree	Neutral	Disagree	Strongly Disagree	
Feedback	9	11	1	0	0	21



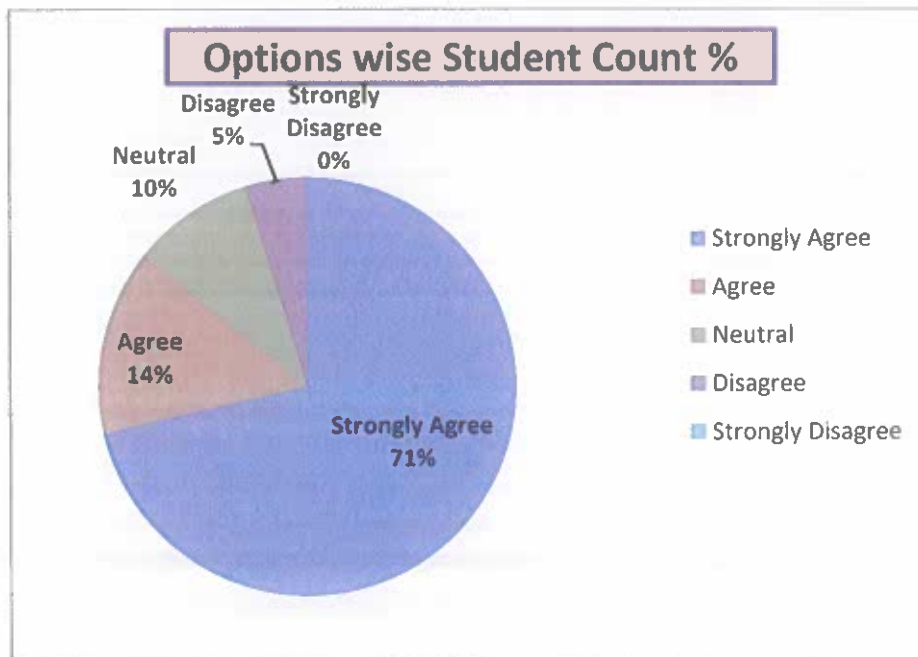
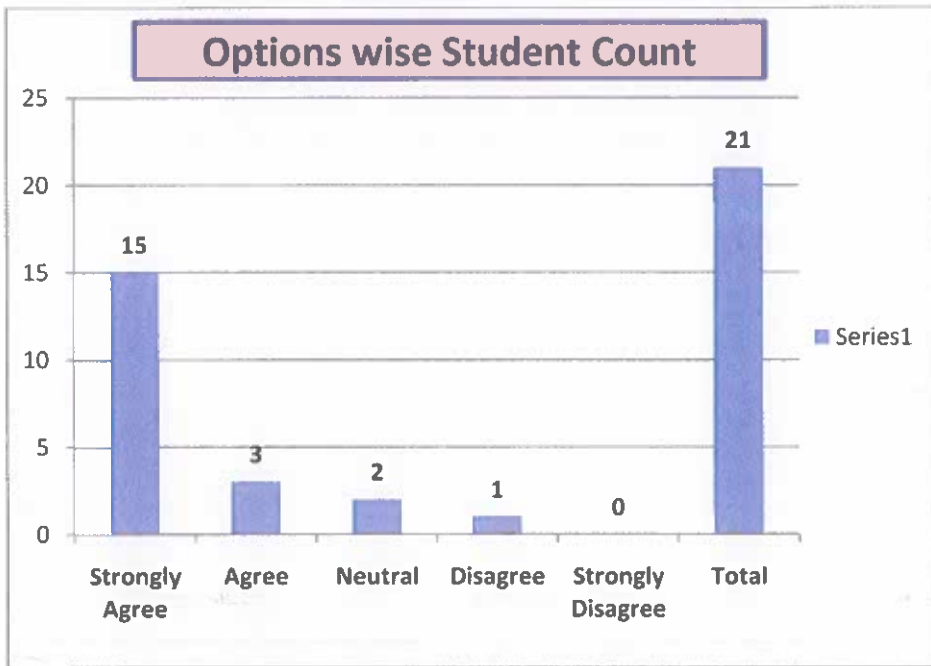


Q.No. 4	The curriculum helps in bridging the gap between industry and academia					Total
Options	Strongly Agree	Agree	Neutral	Disagree	Strongly Disagree	
Feedback	14	6	1	0	0	21



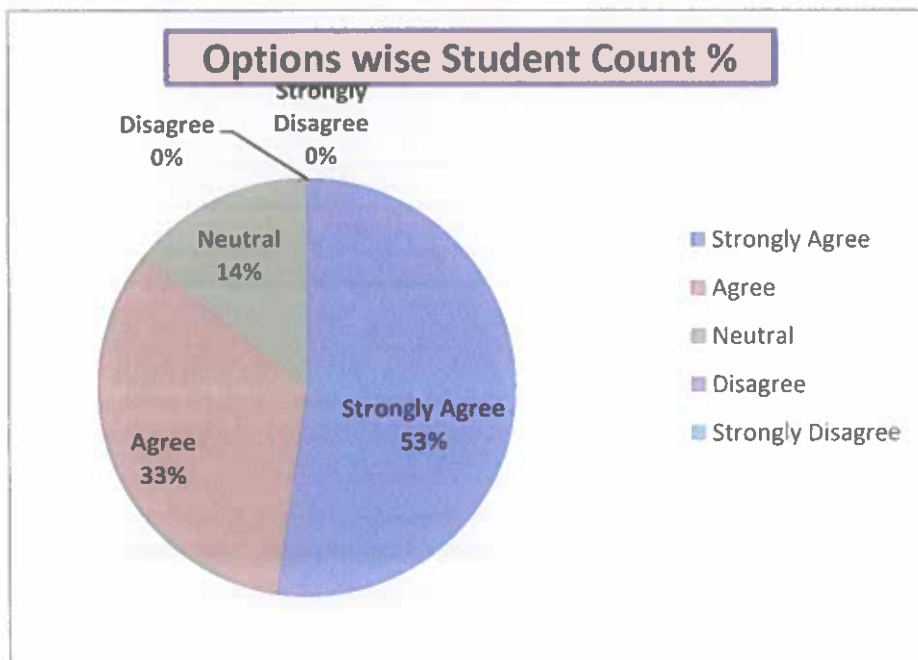
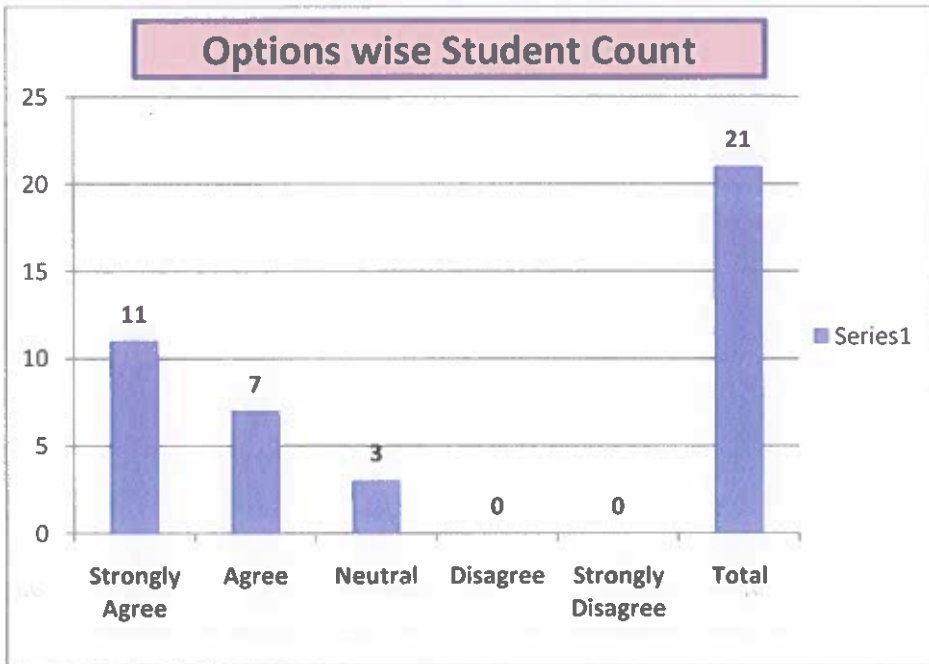


Q.No. 5	The curriculum enables the graduates to take up leadership and managerial roles					Total
Options	Strongly Agree	Agree	Neutral	Disagree	Strongly Disagree	
Feedback	15	3	2	1	0	21





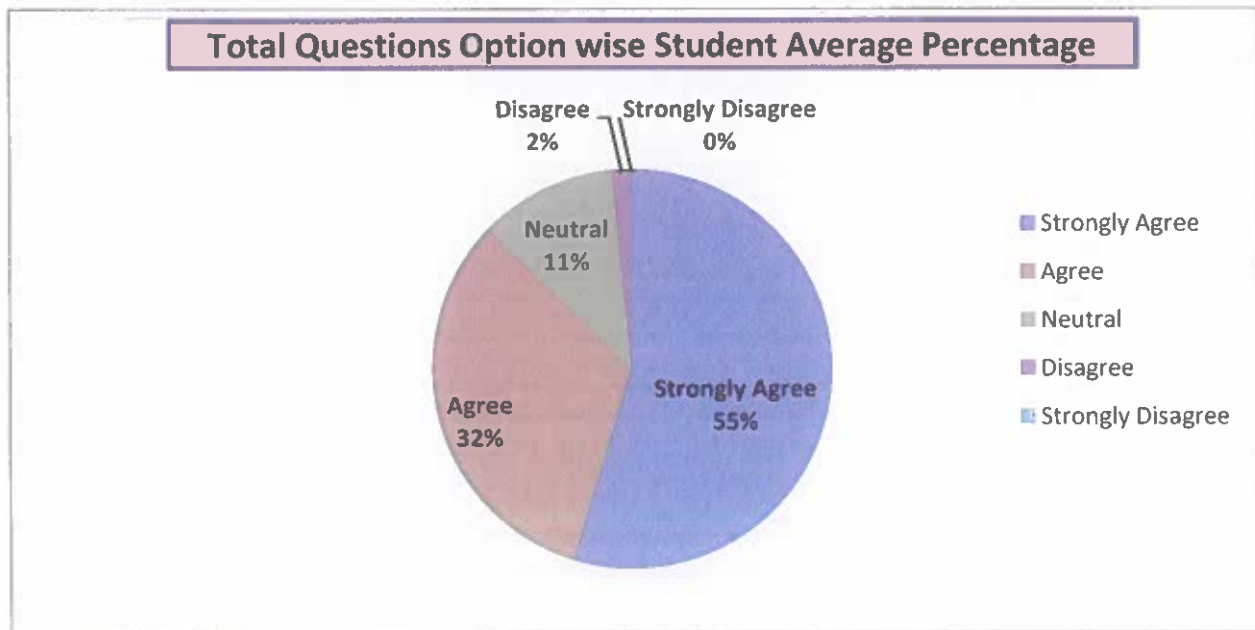
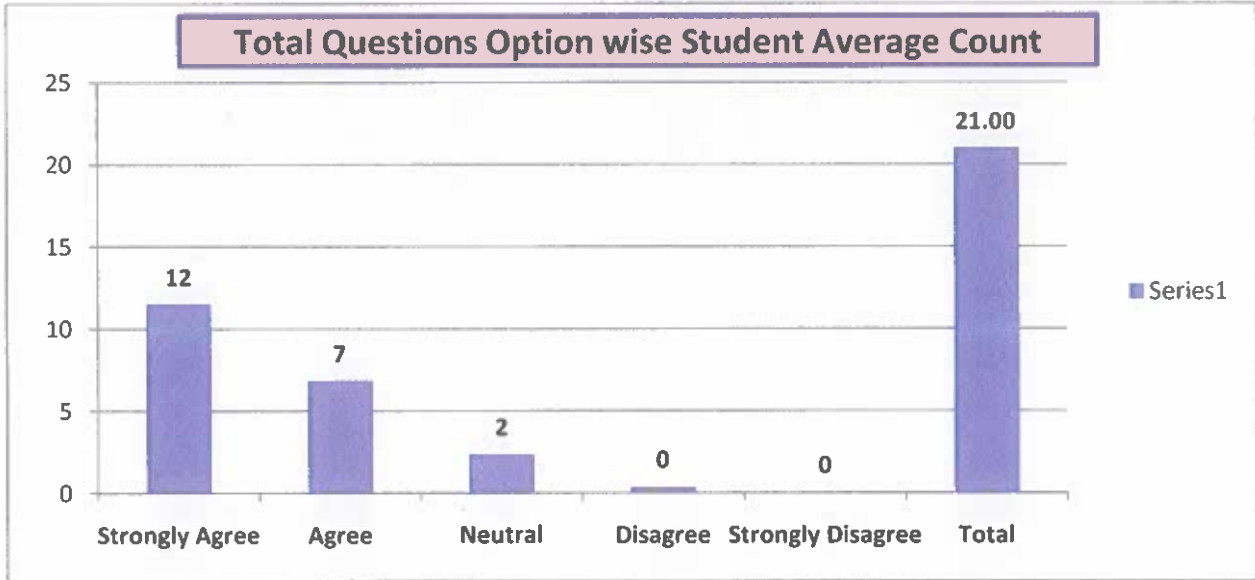
Q.No. 6	The graduates possess adequate practical exposure for undertaking real-time projects					Total
Options	Strongly Agree	Agree	Neutral	Disagree	Strongly Disagree	
Feedback	11	7	3	0	0	21





Part – D

Employers Feedback on Curriculum Analysis Summary



DEAN ACADEMICS
SR UNIVERSITY
Ananthasagar (V), Hasanparthy (M)
Dt: Warangal - 506371, T.S.

REGISTRAR
SR UNIVERSITY
(V) Ananthasagar, (M) Hasanparthy
Dt: Warangal - 506371, T.S.



Academic Peer Feedback on Curriculum Analysis Report 2021-22

Part – A

Computer Science & Engineering

Branch	Q.No.	Strongly Agree	Agree	Neutral	Disagree	Strongly Disagree	Total
CE	1	146	43	31	0	0	220
CE	2	127	61	32	0	0	220
CE	3	119	72	29	0	0	220
CE	4	131	54	35	0	0	220
CE	5	103	82	35	0	0	220
CE	6	115	77	28	0	0	220
CE	7	135	71	14	0	0	220
CE	8	129	64	27	0	0	220
	Average	126	66	29	0	0	
	Average %	57	30	13	0	0	
	Feedback Average Out of 5 Scale					4.44	



Part – B

Questions and Options

Civil Engineering

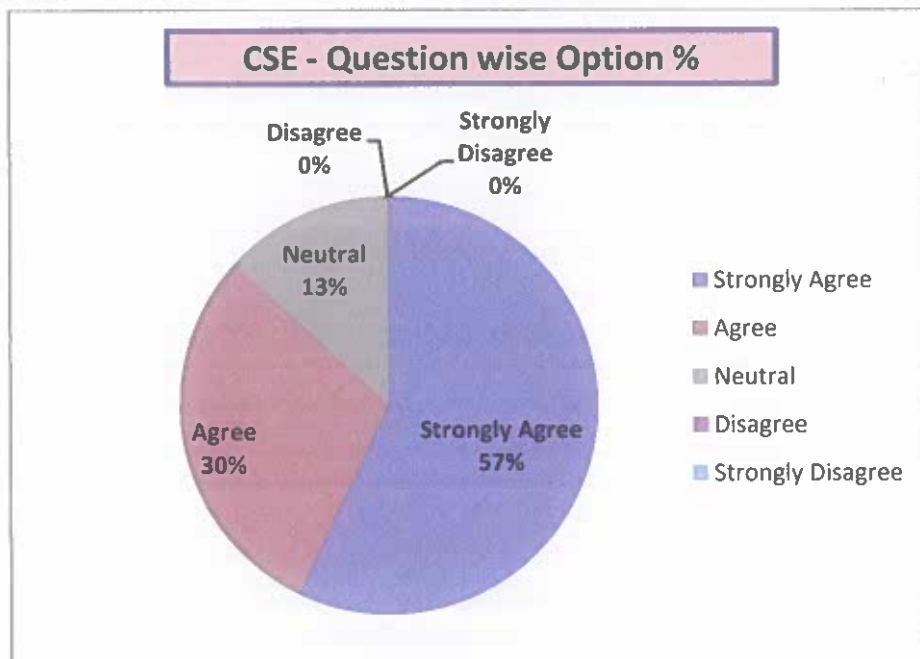
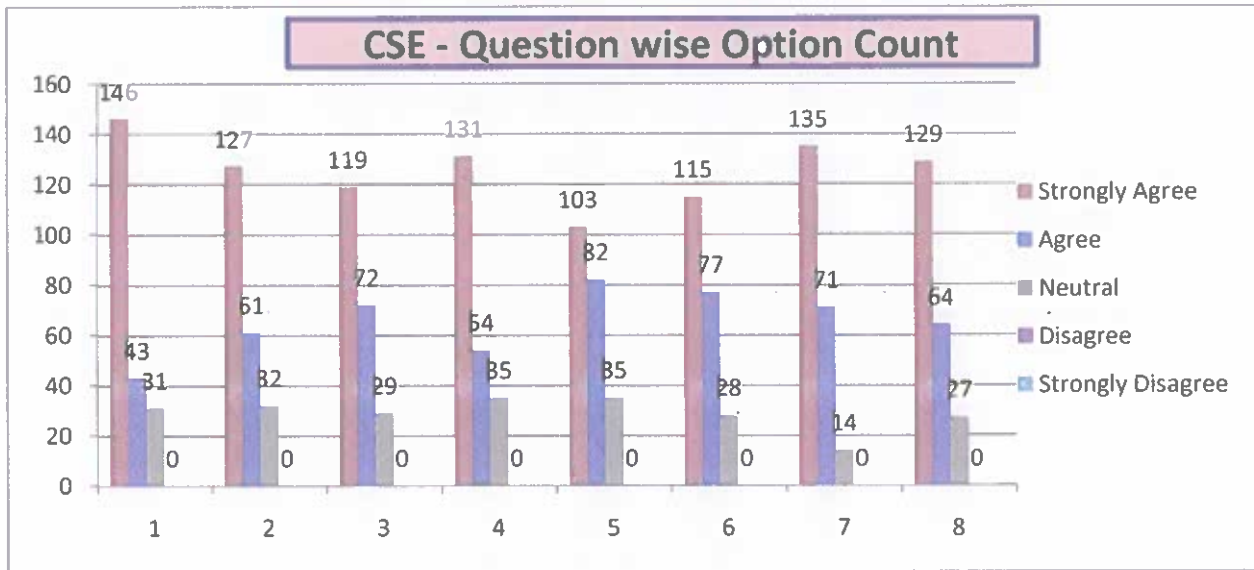
Each Question Feedback Average out of 5 Scale

Q.No. 1	The sequence of the courses in the curriculum as well as the syllabus are well-defined and balanced					4.52
Options	Strongly Agree	Agree	Neutral	Disagree	Strongly Disagree	
Q.No. 2	The outcomes are well-defined for each course					4.43
Options	Strongly Agree	Agree	Neutral	Disagree	Strongly Disagree	
Q.No. 3	The curriculum accommodates courses with laboratory / hands-on experiential / project-based learning					4.41
Options	Strongly Agree	Agree	Neutral	Disagree	Strongly Disagree	
Q.No. 4	The courses enhance analytical/problem-solving/critical thinking/innovative skill					4.44
Options	Strongly Agree	Agree	Neutral	Disagree	Strongly Disagree	
Q.No. 5	The curriculum supports the aptitude for higher education/research					4.31
Options	Strongly Agree	Agree	Neutral	Disagree	Strongly Disagree	
Q.No. 6	The curriculum is industry-relevant from the employability point of view					4.40
Options	Strongly Agree	Agree	Neutral	Disagree	Strongly Disagree	
Q.No. 7	The curriculum enables the graduates to take up leadership and managerial roles					4.55
Options	Strongly Agree	Agree	Neutral	Disagree	Strongly Disagree	
Q.No. 8	Rate the OBE practices followed with a focus on achieving program outcomes					4.46
Options	Excellent	Very Good	Good	Average	Poor	



Part – C

Question Wise Analysis




DEAN ACADEMICS
SR UNIVERSITY
Ananthasagar (V), Hasanparthy (M)
Dt: Warangal - 506371, T.S.


REGISTRAR
SR UNIVERSITY
(V) Ananthasagar, (M) Hasanparthy,
Dt: Warangal - 506371, T.S.



Alumni Feedback on Curriculum Analysis Report 2021-22

Part – A

Q.No.	Programme	Strongly Agree	Agree	Neutral	Disagree	Strongly Disagree	Total
1	M.Tech.	13	11	3	0	0	27
	MBA	10	14	9	0	0	33
	BBA	12	13	6	0	0	31
	%	38	42	20	0	0	
2	M.Tech.	15	10	2	0	0	27
	MBA	14	13	6	0	0	33
	BBA	16	11	4	0	0	31
	%	49	37	13	0	0	
3	M.Tech.	17	8	2	0	0	27
	MBA	15	14	4	0	0	33
	BBA	19	7	5	0	0	31
	%	56	32	12	0	0	
4	M.Tech.	14	9	4	0	0	27
	MBA	15	10	8	0	0	33
	BBA	17	10	4	0	0	31
	%	51	32	18	0	0	
5	M.Tech.	16	6	5	0	0	27
	MBA	13	11	9	0	0	33
	BBA	13	10	8	0	0	31
	%	46	30	24	0	0	
6	M.Tech.	18	5	4	0	0	27
	MBA	14	12	7	0	0	33
	BBA	15	13	3	0	0	31
	%	52	33	15	0	0	
7	M.Tech.	19	6	2	0	0	27
	MBA	15	13	5	0	0	33
	BBA	14	10	7	0	0	31
	%	53	32	15	0	0	
8	M.Tech.	15	9	3	0	0	27
	MBA	18	8	7	0	0	33
	BBA	16	9	6	0	0	31



	%	54	29	18	0	0	
Average	M.Tech.	16	8	3	0	0.0	27
	M.Tech. %	59	30	12	0	0	
	MBA	14	12	7	0	0.0	33
	MBA %	43	36	21	0	0	
	BBA	15	10	5	0	0.0	31
	BBA %	49	33	17	0	0	
Feedback Average Out of 5 Scale						4.33	

DEAN ACADEMICS
SR UNIVERSITY
Ananthasagar (V), Hasanparthy (M)
Dt: Warangal - 506371, T.S.

REGISTRAR
SR UNIVERSITY
(V) Ananthasagar, (M) Hasanparthy
Dt: Warangal - 506371, T.S.



Part – B

Questions and Options

Each Question Feedback Average out of 5 Scale

M.Tech. Programme

Q.No. 1	The sequence of the courses in the curriculum as well as the syllabus are well-defined and balanced					4.37
Options	Strongly Agree	Agree	Neutral	Disagree	Strongly Disagree	
Q.No. 2	The curriculum accommodates courses with laboratory / hands-on experiential / project-based learning					4.48
Options	Strongly Agree	Agree	Neutral	Disagree	Strongly Disagree	
Q.No. 3	The curriculum accommodates value-added / certification courses relevant to your current job					4.56
Options	Strongly Agree	Agree	Neutral	Disagree	Strongly Disagree	
Q.No. 4	The curriculum supports the aptitude for higher education/research					4.37
Options	Strongly Agree	Agree	Neutral	Disagree	Strongly Disagree	
Q.No. 5	The curriculum is industry-relevant from the employability point of view					4.41
Options	Strongly Agree	Agree	Neutral	Disagree	Strongly Disagree	
Q.No. 6	The curriculum enables the graduates to take up leadership and managerial roles					4.52
Options	Strongly Agree	Agree	Neutral	Disagree	Strongly Disagree	
Q.No. 7	Rate the curriculum with respect to the achievement of program outcomes					4.63
Options	Excellent	Very Good	Good	Average	Poor	
Q.No. 8	Overall level of satisfaction with your choice of SRU and the program of study					4.44
Options	Excellent	Very Good	Good	Average	Poor	


DEAN ACADEMICS
SR UNIVERSITY
Ananthasagar (V), Hasanparthy (M)
Dt: Warangal - 506371, T.S.


REGISTRAR
SR UNIVERSITY
(V) Ananthasagar, (M) Hasanparthy
Dt: Warangal - 506371, T.S.



MBA Programme

Q.No. 1	The sequence of the courses in the curriculum as well as the syllabus are well-defined and balanced					4.03
Options	Strongly Agree	Agree	Neutral	Disagree	Strongly Disagree	
Q.No. 2	The curriculum accommodates courses with laboratory / hands-on experiential / project-based learning					4.24
Options	Strongly Agree	Agree	Neutral	Disagree	Strongly Disagree	
Q.No. 3	The curriculum accommodates value-added / certification courses relevant to your current job					4.33
Options	Strongly Agree	Agree	Neutral	Disagree	Strongly Disagree	
Q.No. 4	The curriculum supports the aptitude for higher education/research					4.21
Options	Strongly Agree	Agree	Neutral	Disagree	Strongly Disagree	
Q.No. 5	The curriculum is industry-relevant from the employability point of view					4.12
Options	Strongly Agree	Agree	Neutral	Disagree	Strongly Disagree	
Q.No. 6	The curriculum enables the graduates to take up leadership and managerial roles					4.21
Options	Strongly Agree	Agree	Neutral	Disagree	Strongly Disagree	
Q.No. 7	Rate the curriculum with respect to the achievement of program outcomes					4.30
Options	Excellent	Very Good	Good	Average	Poor	
Q.No. 8	Overall level of satisfaction with your choice of SRU and the program of study					4.33
Options	Excellent	Very Good	Good	Average	Poor	


DEAN ACADEMICS
SR UNIVERSITY
Ananthasagar (V), Hasanparthy (M)
Dt: Warangal - 506371, T.S.


REGISTRAR
SR UNIVERSITY
(V) Ananthasagar, (M) Hasanparthy
Dt: Warangal - 506371, T.S.



BBA Programme

Q.No. 1	The sequence of the courses in the curriculum as well as the syllabus are well-defined and balanced					4.19
Options	Strongly Agree	Agree	Neutral	Disagree	Strongly Disagree	
Q.No. 2	The curriculum accommodates courses with laboratory / hands-on experiential / project-based learning					4.39
Options	Strongly Agree	Agree	Neutral	Disagree	Strongly Disagree	
Q.No. 3	The curriculum accommodates value-added / certification courses relevant to your current job					4.45
Options	Strongly Agree	Agree	Neutral	Disagree	Strongly Disagree	
Q.No. 4	The curriculum supports the aptitude for higher education/research					4.42
Options	Strongly Agree	Agree	Neutral	Disagree	Strongly Disagree	
Q.No. 5	The curriculum is industry-relevant from the employability point of view					4.16
Options	Strongly Agree	Agree	Neutral	Disagree	Strongly Disagree	
Q.No. 6	The curriculum enables the graduates to take up leadership and managerial roles					4.39
Options	Strongly Agree	Agree	Neutral	Disagree	Strongly Disagree	
Q.No. 7	Rate the curriculum with respect to the achievement of program outcomes					4.23
Options	Excellent	Very Good	Good	Average	Poor	
Q.No. 8	Overall level of satisfaction with your choice of SRU and the program of study					4.32
Options	Excellent	Very Good	Good	Average	Poor	


DEAN ACADEMICS
SR UNIVERSITY
Ananthasagar (V), Hasanparthy (M)
Dt: Warangal - 506371, T.S.

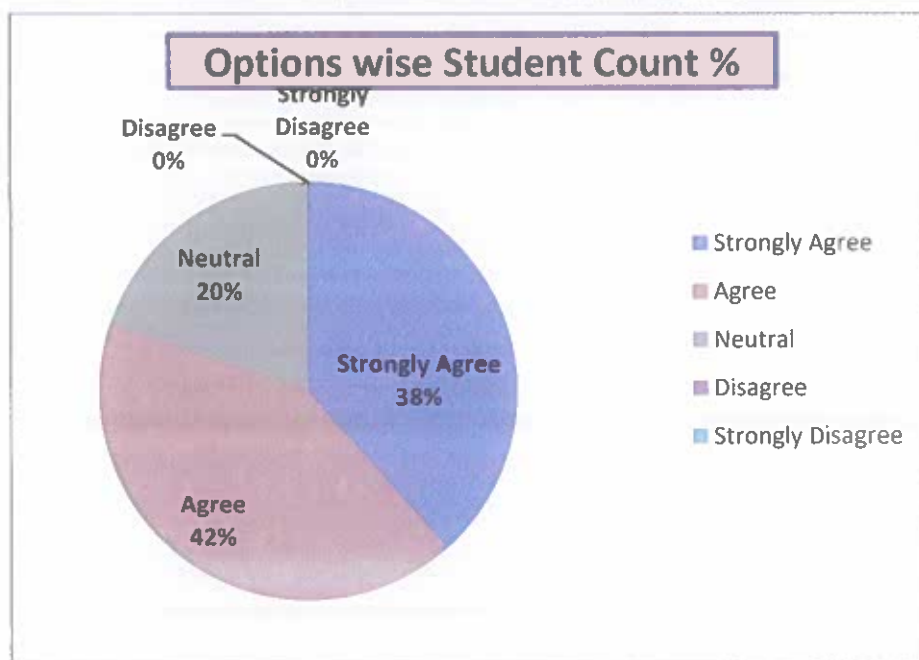
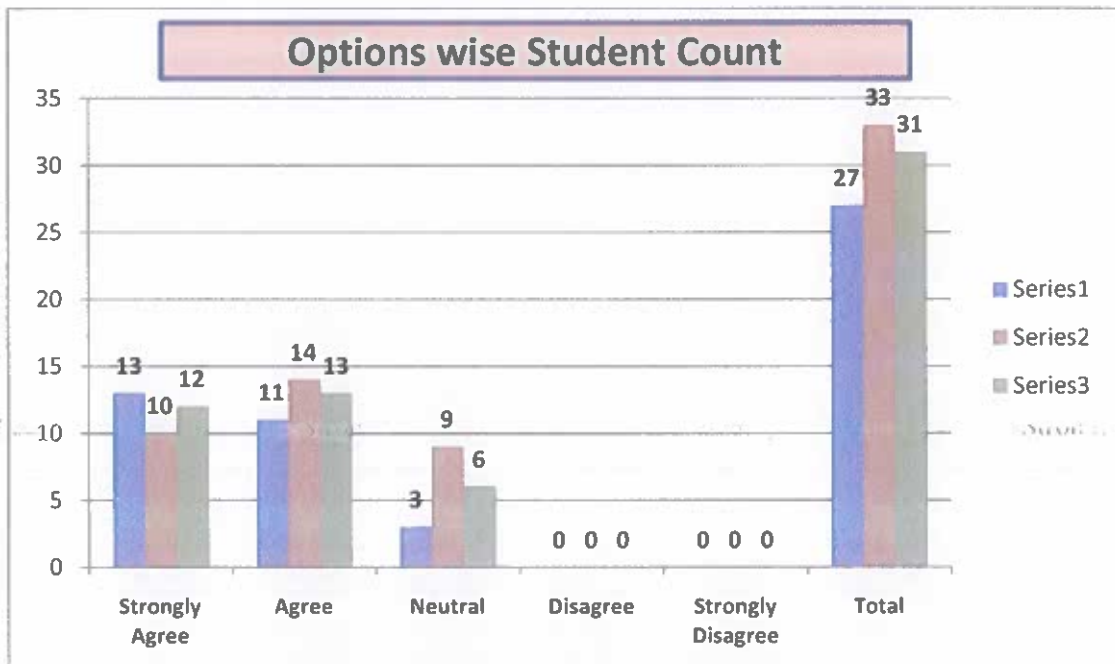

REGISTRAR
SR UNIVERSITY
(V) Ananthasagar, (M) Hasanparthy
Dt: Warangal - 506371, T.S.



Part – C

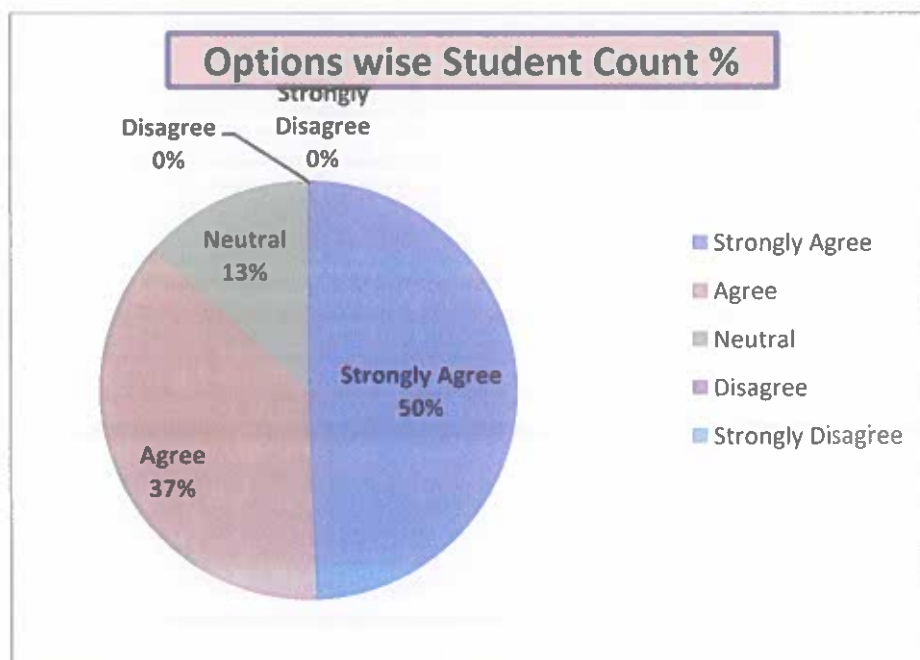
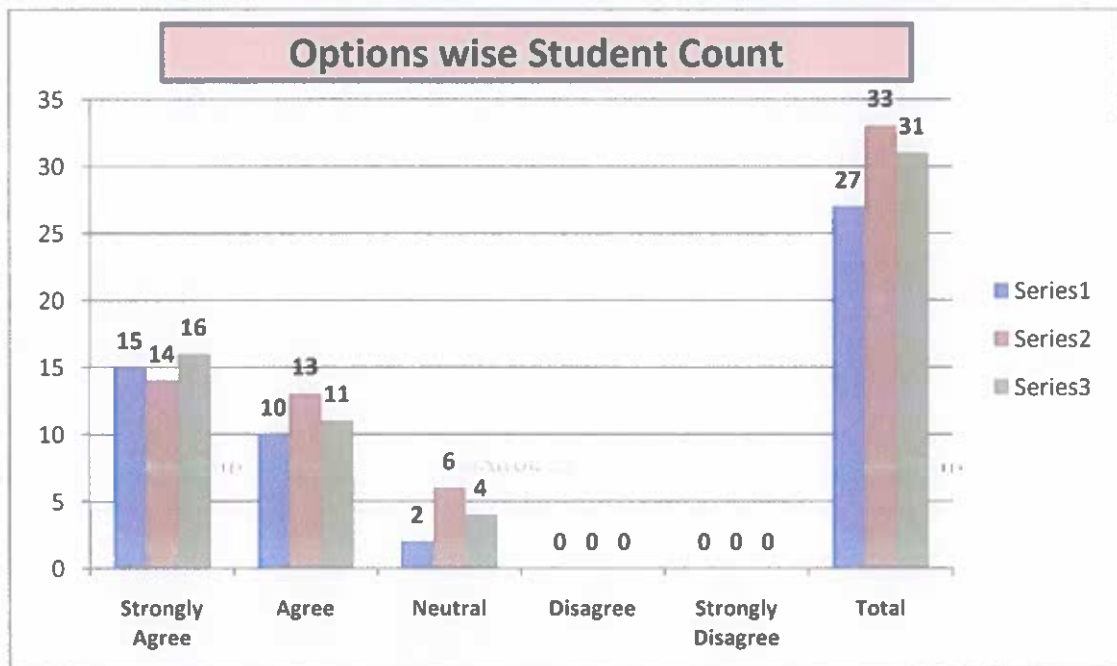
Question Wise Analysis

Q.No. 1	The sequence of the courses in the curriculum as well as the syllabus are well-defined and balanced					Total
Options	Strongly Agree	Agree	Neutral	Disagree	Strongly Disagree	
M.Tech.	13	11	3	0	0	27
MBA	10	14	9	0	0	33
BBA	12	13	6	0	0	31



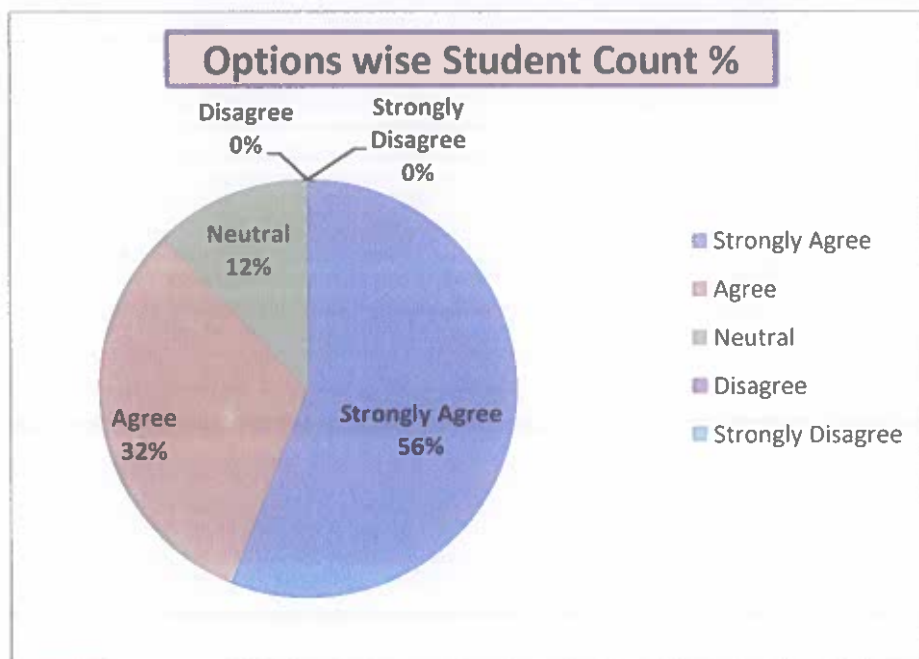
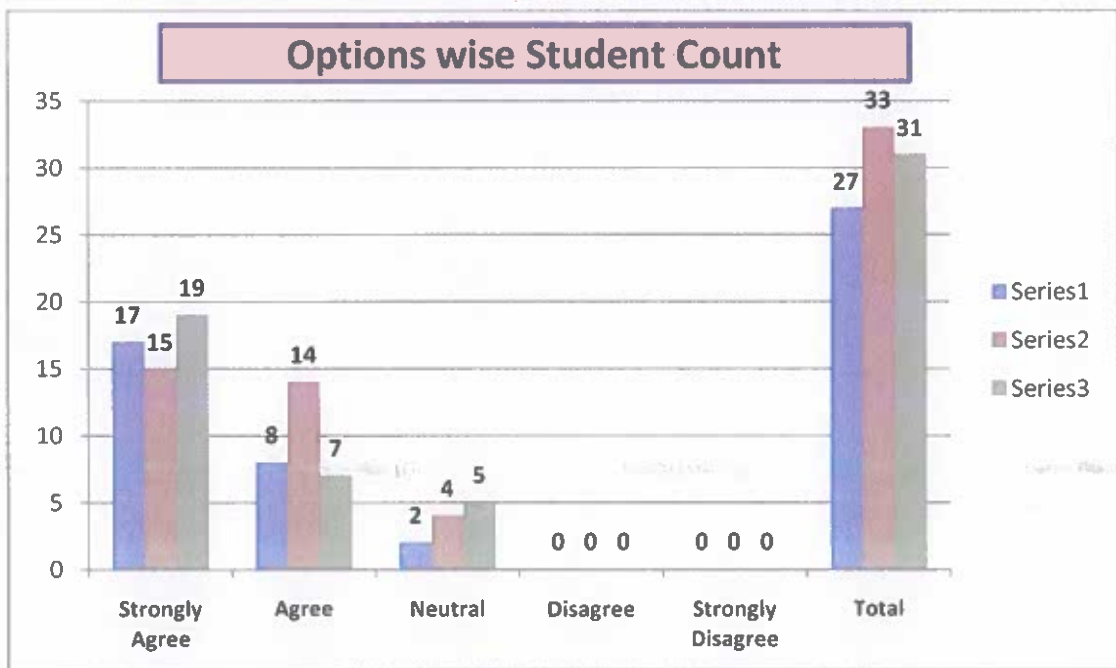


Q.No. 2	The curriculum accommodates courses with laboratory / hands-on experiential / project-based learning					Total
Options	Strongly Agree	Agree	Neutral	Disagree	Strongly Disagree	
M.Tech.	15	10	2	0	0	27
MBA	14	13	6	0	0	33
BBA	16	11	4	0	0	31



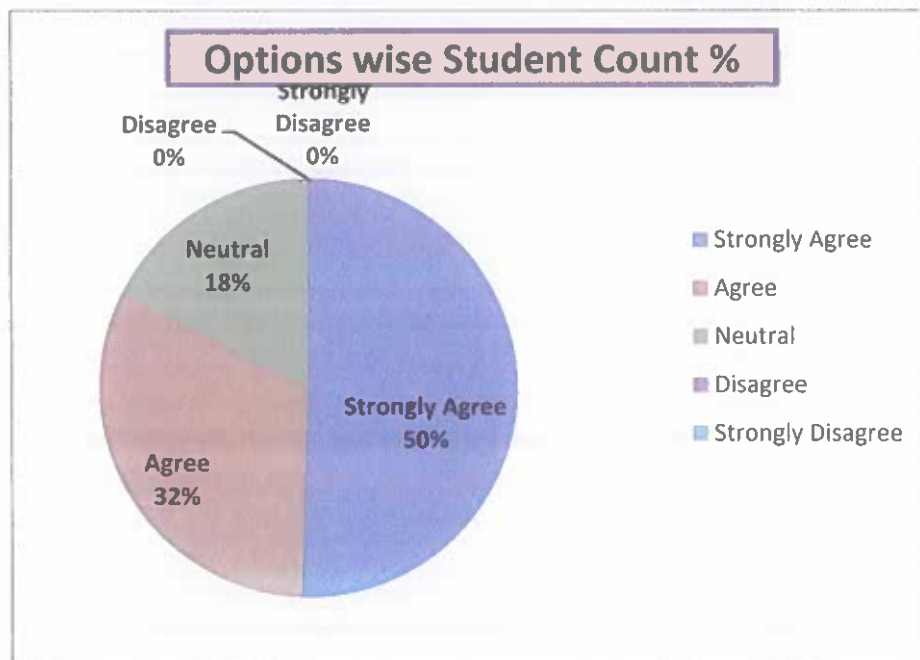
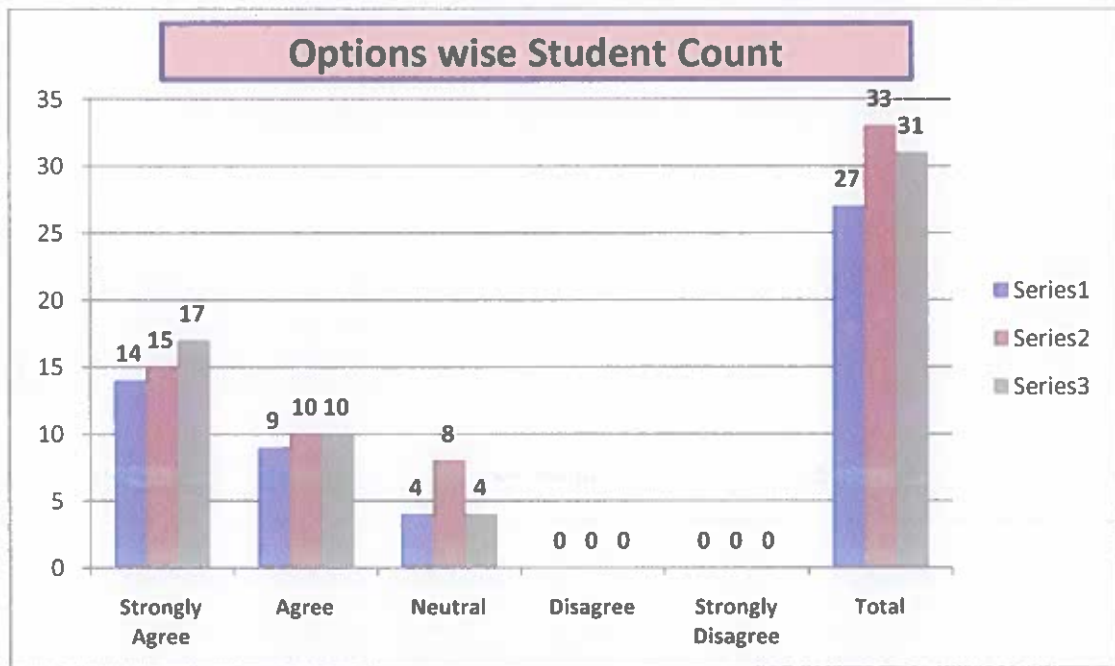


Q.No. 3	The curriculum accommodates value-added / certification courses relevant to your current job					Total
Options	Strongly Agree	Agree	Neutral	Disagree	Strongly Disagree	
M.Tech.	17	8	2	0	0	27
MBA	15	14	4	0	0	33
BBA	19	7	5	0	0	31



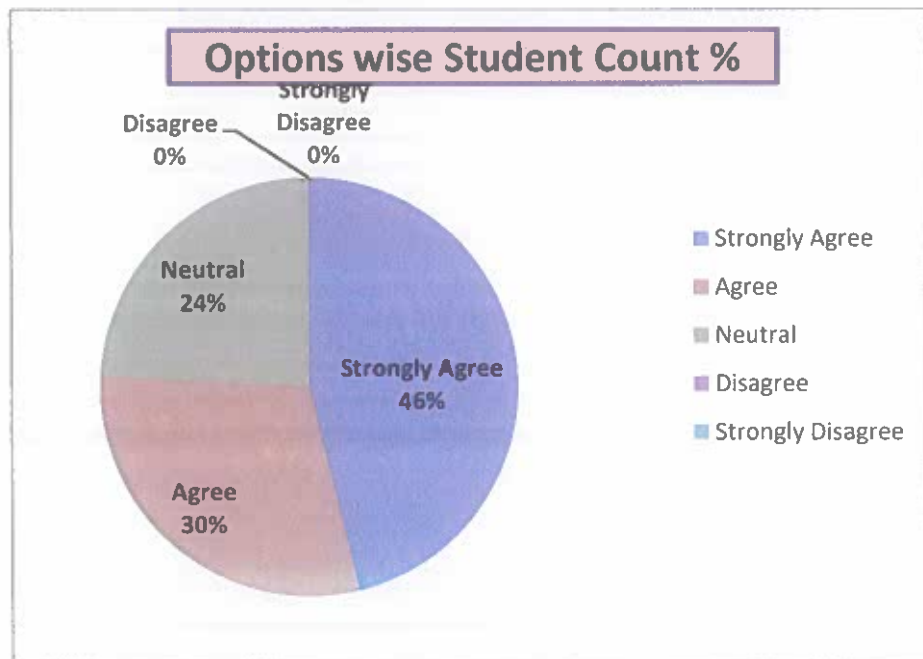
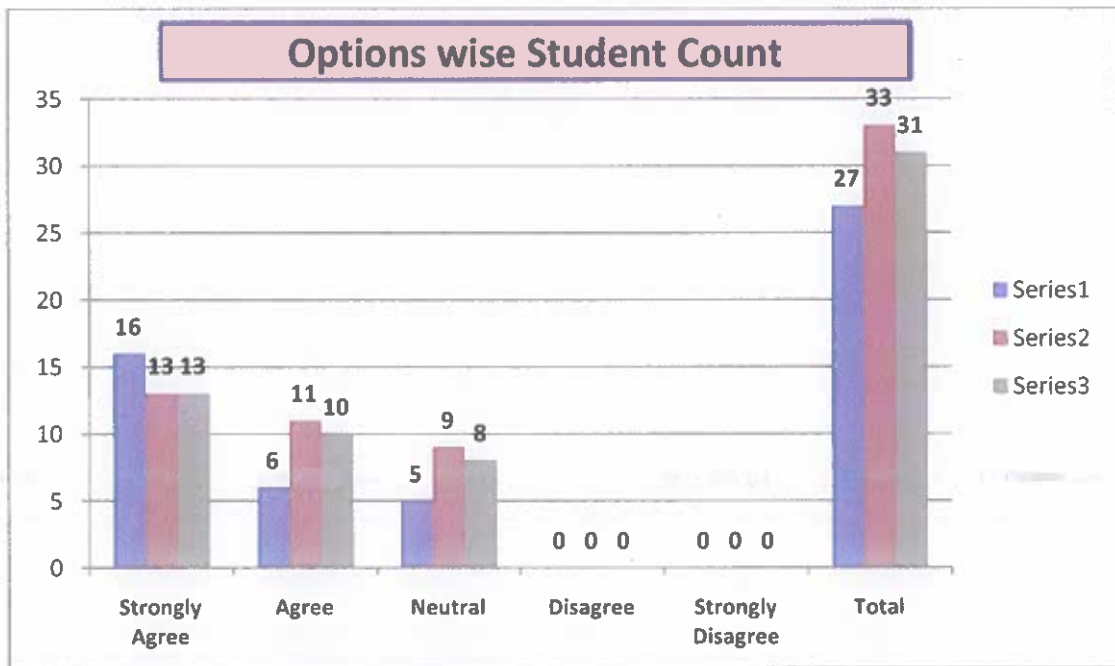


Q.No. 4	The curriculum supports the aptitude for higher education/research					Total
Options	Strongly Agree	Agree	Neutral	Disagree	Strongly Disagree	
M.Tech.	14	9	4	0	0	27
MBA	15	10	8	0	0	33
BBA	17	10	4	0	0	31



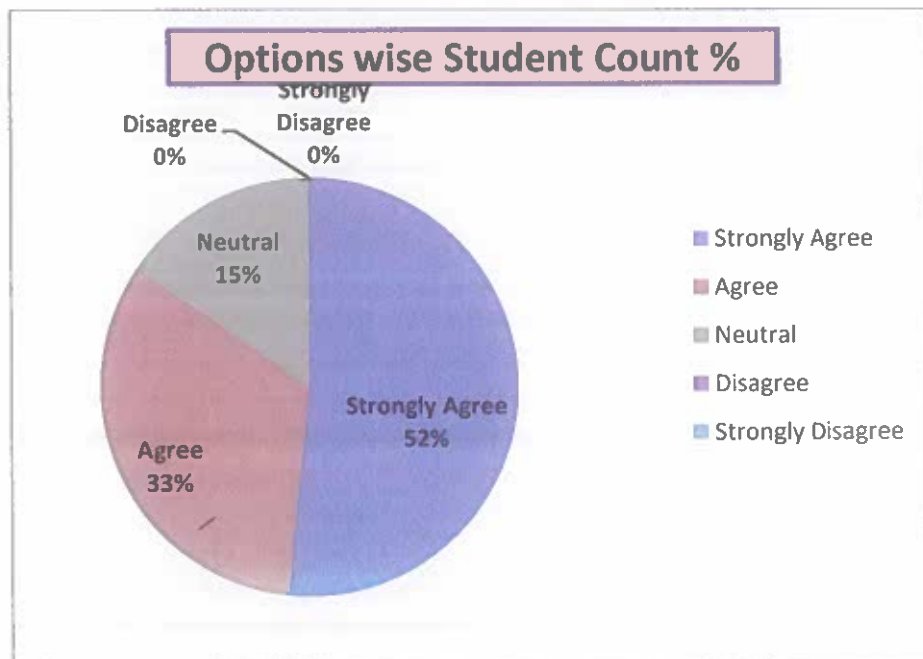
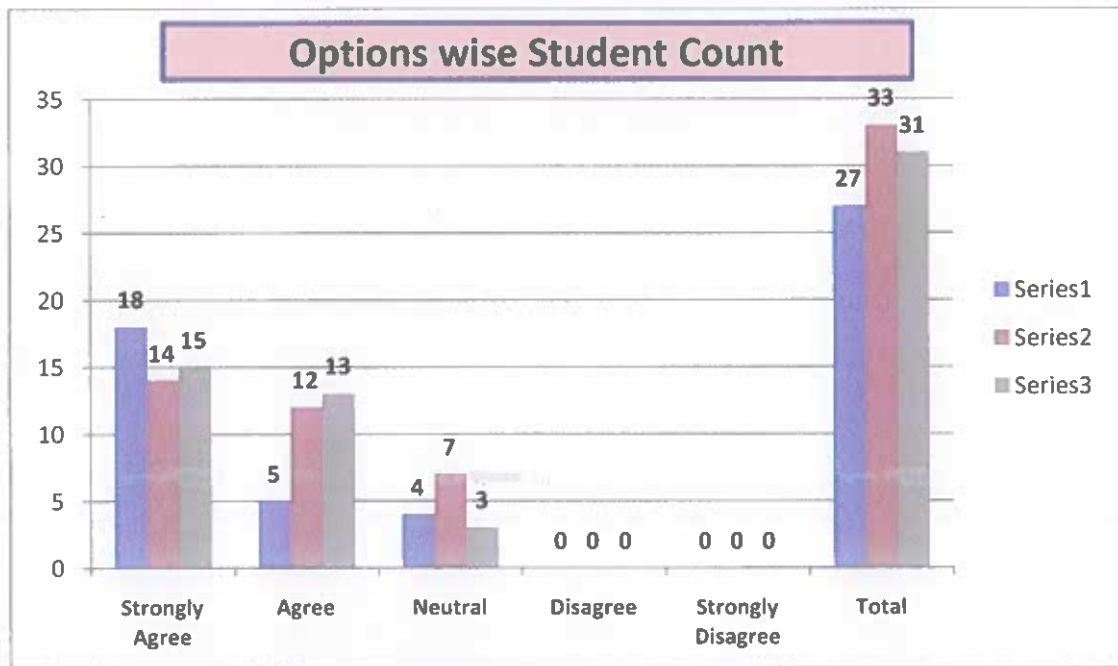


Q.No. 5	The curriculum is industry-relevant from the employability point of view					Total
Options	Strongly Agree	Agree	Neutral	Disagree	Strongly Disagree	
M.Tech.	16	6	5	0	0	27
MBA	13	11	9	0	0	33
BBA	13	10	8	0	0	31



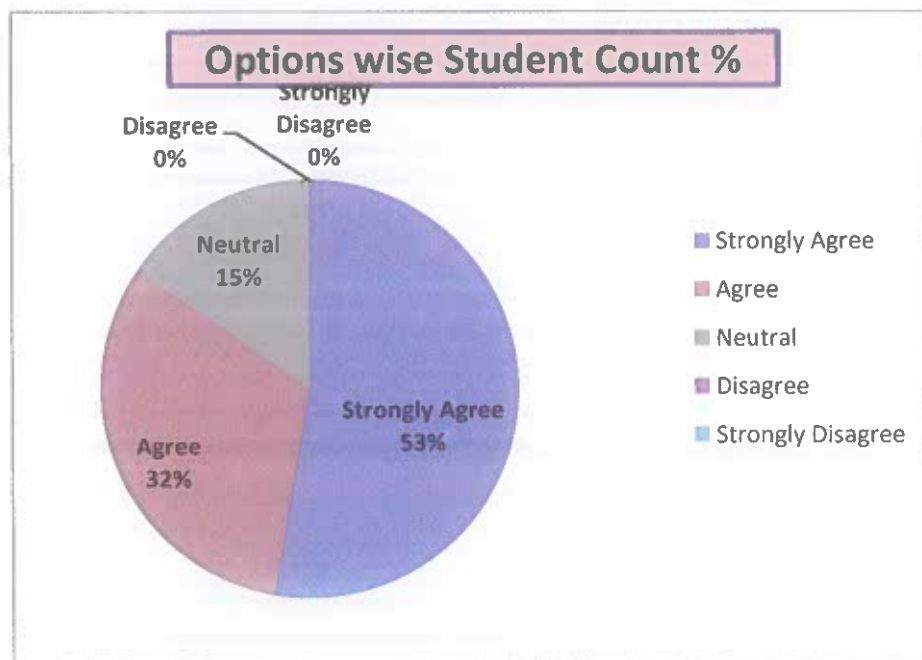
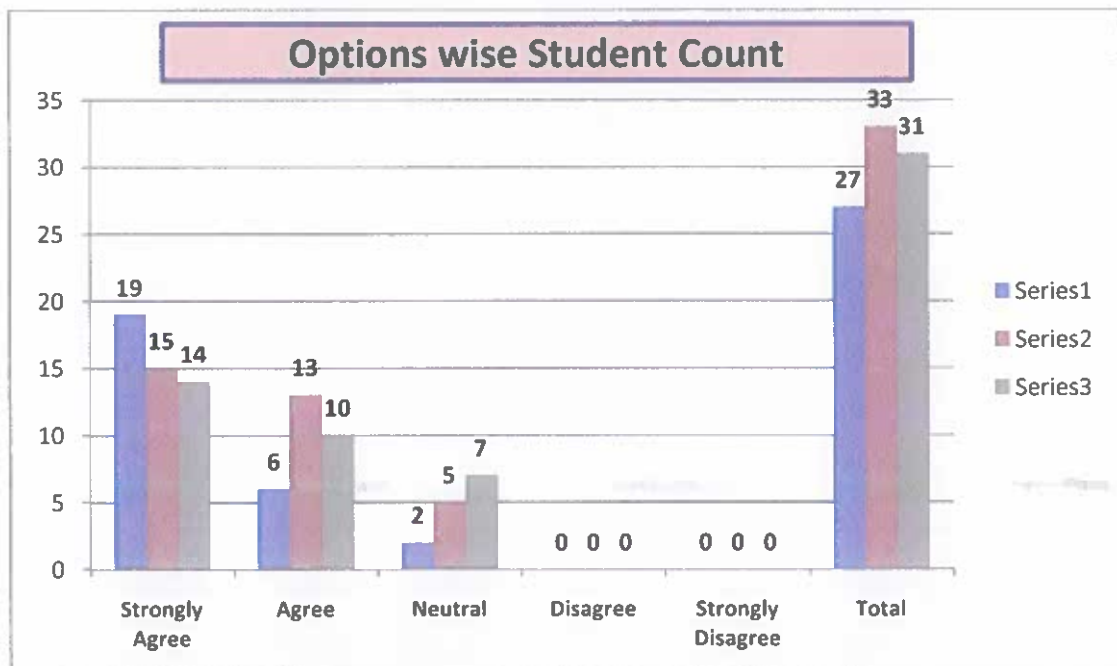


Q.No. 6	The curriculum enables the graduates to take up leadership and managerial roles					Total
Options	Strongly Agree	Agree	Neutral	Disagree	Strongly Disagree	
M.Tech.	18	5	4	0	0	27
MBA	14	12	7	0	0	33
BBA	15	13	3	0	0	31



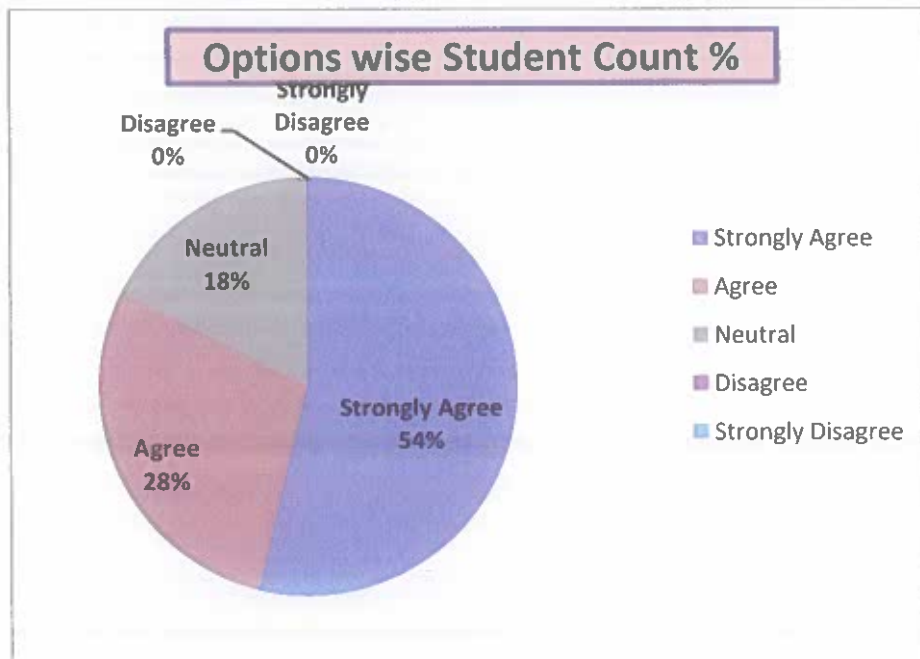
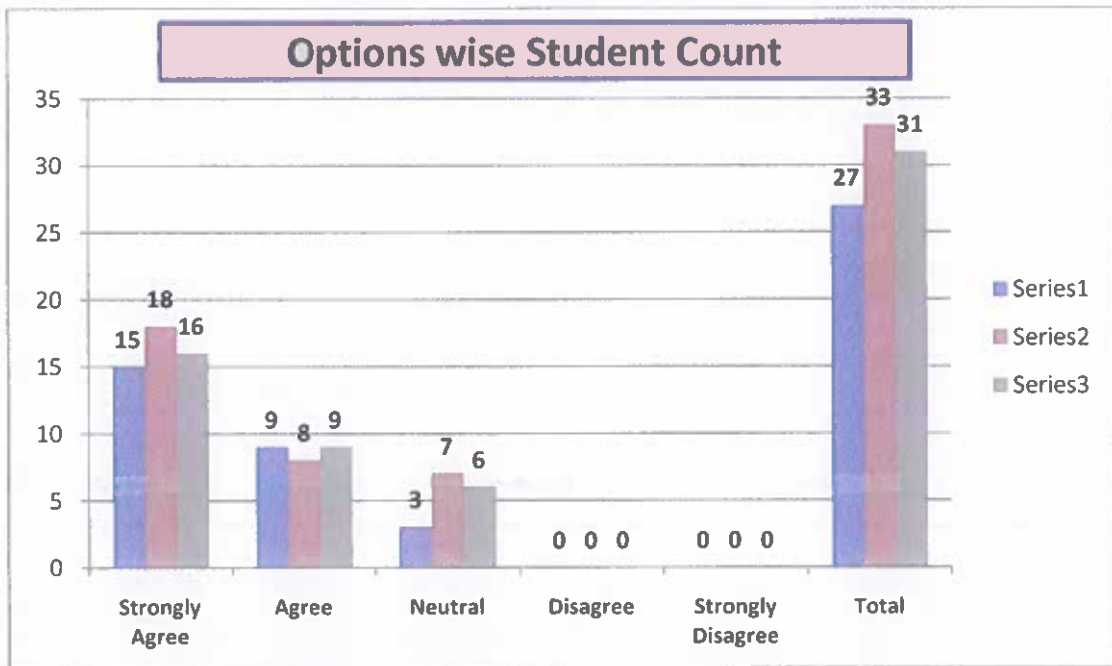


Q.No. 7	Rate the curriculum with respect to the achievement of program outcomes					Total
Options	Excellent	Very Good	Good	Average	Poor	
M.Tech.	19	6	2	0	0	27
MBA	15	13	5	0	0	33
BBA	14	10	7	0	0	31





Q.No. 8	Overall level of satisfaction with your choice of SRU and the program of study					Total
Options	Excellent	Very Good	Good	Average	Poor	
M.Tech.	15	9	3	0	0	27
MBA	18	8	7	0	0	33
BBA	16	9	6	0	0	31

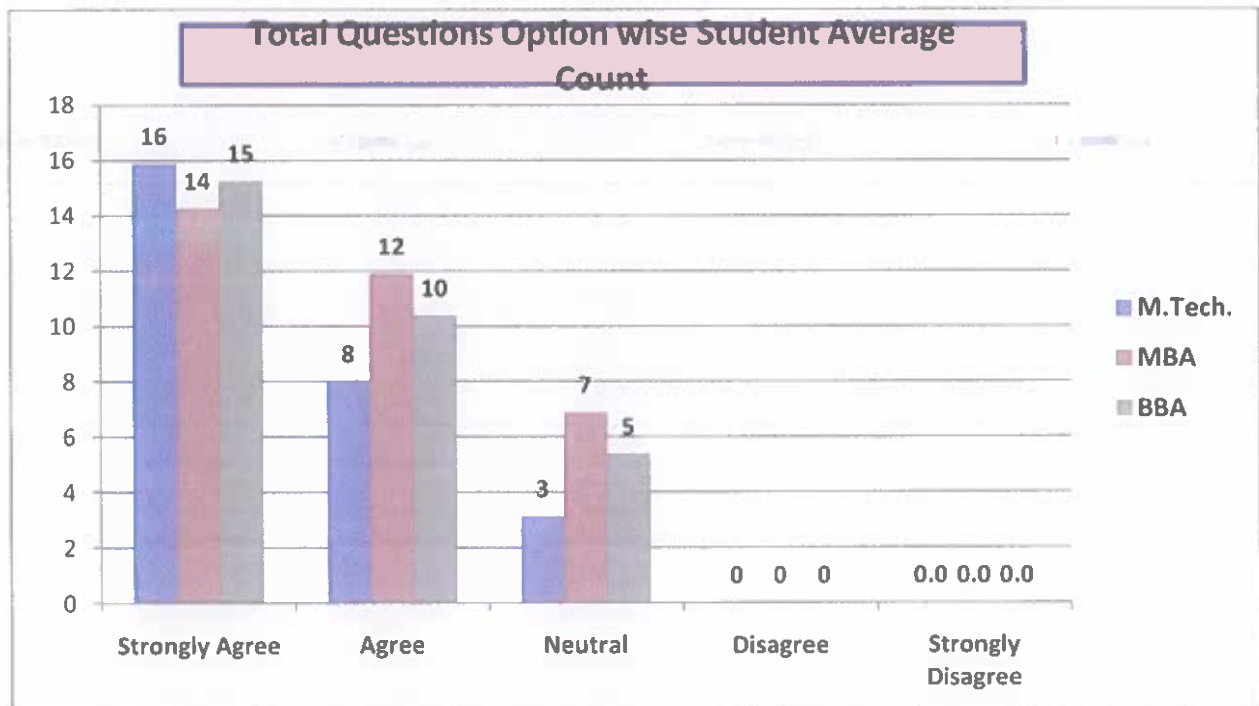


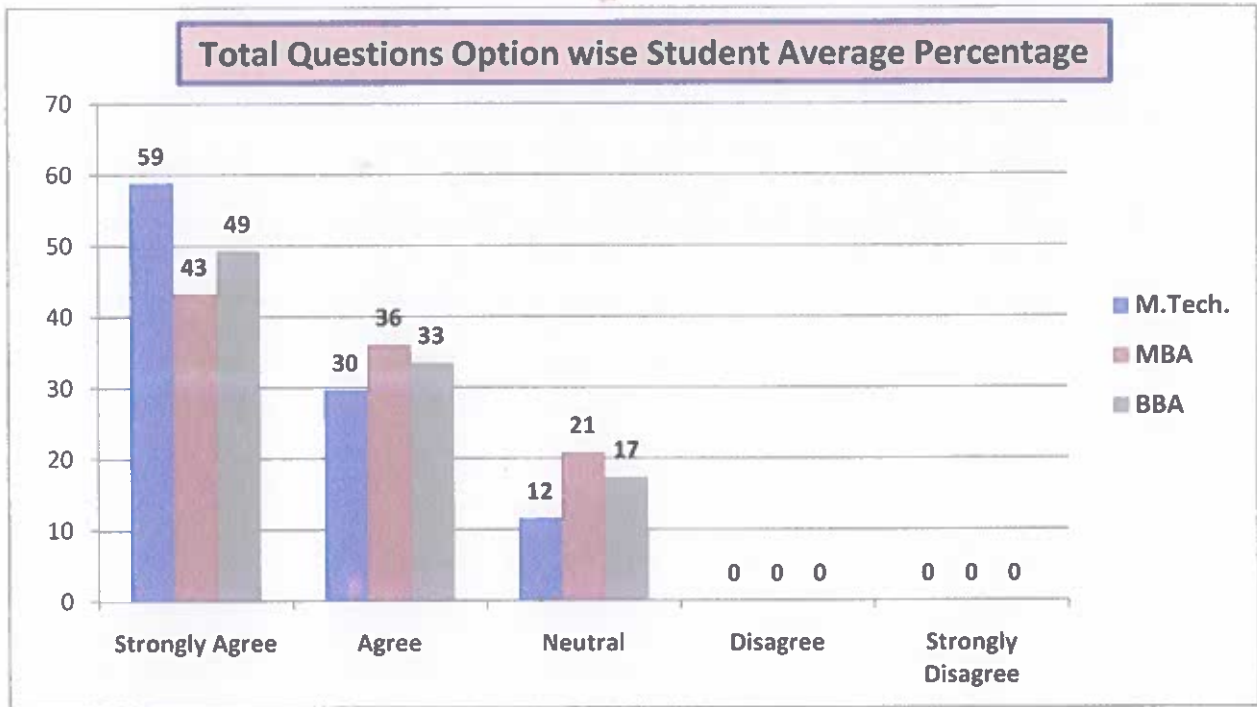


Part – D

Alumni Feedback on Curriculum Analysis Summary

	Programme	Strongly Agree	Agree	Neutral	Disagree	Strongly Disagree
Average	M.Tech.	16	8	3	0	0.0
	M.Tech. %	59	30	12	0	0
	MBA	14	12	7	0	0.0
	MBA %	43	36	21	0	0
	BBA	15	10	5	0	0.0
	BBA %	49	33	17	0	0
Feedback Average Out of 5 Scale						4.33






DEAN ACADEMICS
SR UNIVERSITY
Ananthasagar (V), Hasanparthy (M)
Dt: Warangal - 506371, T.S.


REGISTRAR
SR UNIVERSITY
(V) Ananthasagar, (M) Hasanparthy
Dt: Warangal - 506371, T.S.